

# HARDY SIGNS.

TRANSFORMING  
THE UK **SINCE 1993**

Health & Safety



## Guide To Your Brochure

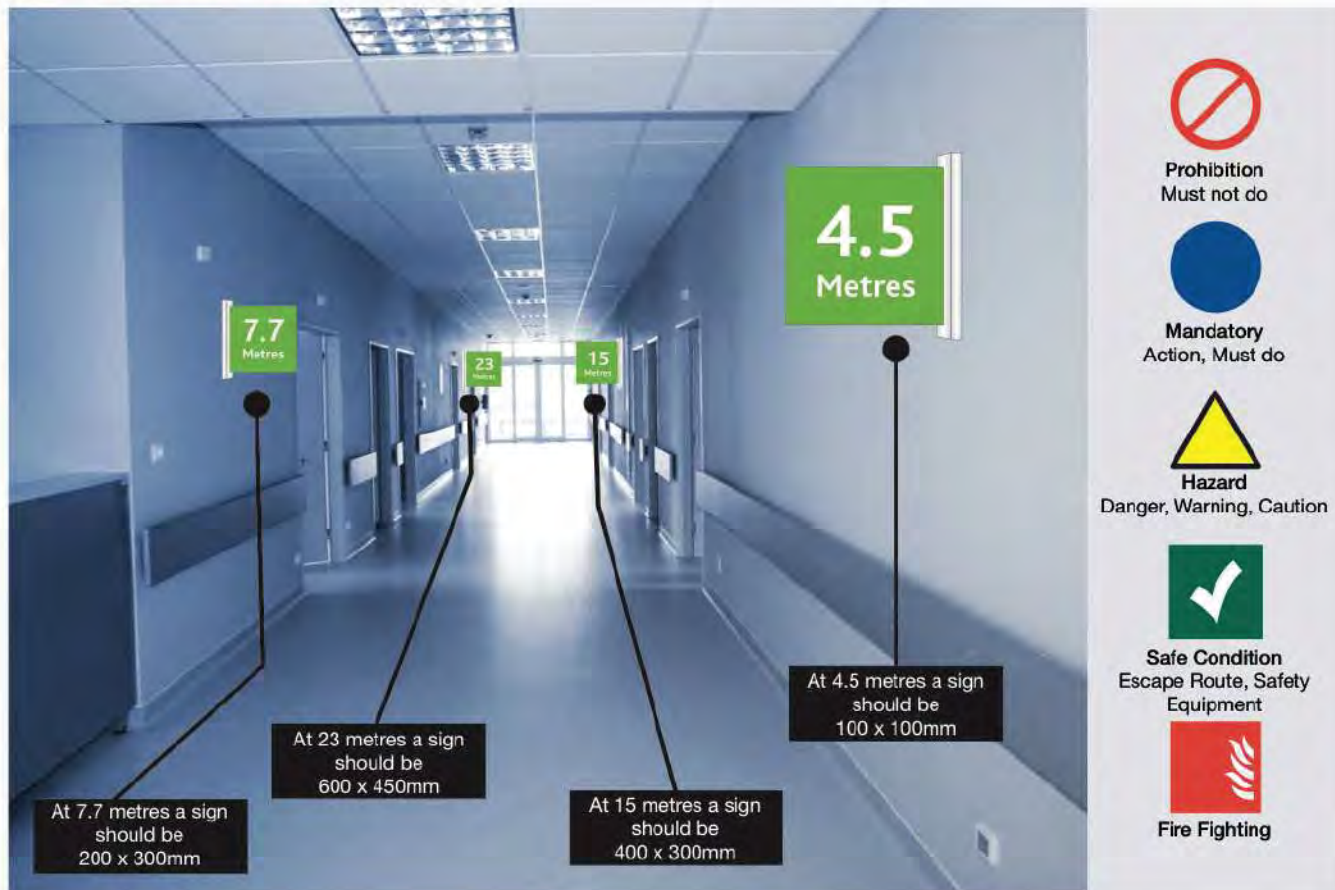
For ease of ordering follow these three simple steps:

- Step 1 - Select the sign you require and choose from the sizes shown.
- Step 2 - Note the alpha-numeric reference number.
- Step 3 - Select the type of material you require.



MA201 200 x 300  
MA202 400 x 600

## Choose The Right Size



## Cigarette Bin



This cigarette bin is manufactured from Aluminium and powder coated for a long lasting outdoor life.

Comes complete with keys and fixings (for wallfixing).

Available for fitting direct to wall or with two rows of post fix channel for post mounting.

Clips are required for post mounting, please see page 142 for options.

code	size (mm)
SS26B	240 x 380

**2** All product images and photographs shown are for illustration purposes only. Actual products may vary due to legislative or material updates. We reserve the right to change product images and specifications at anytime without warning. © 2019





### Self Adhesive Vinyl

A flexible PVC, with a high tack adhesive backing. Suitable for interior use. For a good bond ensure the sign is fixed to a smooth, clean & non-porous surface.



### Tuff ©

These sub-surface printed signs are virtually indestructible. They do not fade, are anti-corrosive and are highly resistant to deliberate vandalism. These signs can be used again and again.



### Rigid PVC plastic

Suitable for interior & exterior use and with a class 1 fire rating. Standard signs are 1mm thick.



### Braille

As well as the standard range of DDA signs shown we also offer a bespoke sign service allowing us to make signs to your requirements.



### Rigid PVC Plastic / Self Adhesive Backed

All standard safety signs can be produced in 1mm rigid plastic with a self adhesive backing for easy fixing. Please allow 48 hours for delivery when requesting this material.



### Acrylic

Reverse applied / printed acrylic signs when used with our chrome locators gives a prestige finish to any surrounding.



### Foam PVC

Suitable for interior & exterior use and available in various thicknesses. Typically used for double-sided hanging, projecting and skiphook signs. Lightweight & durable, available in various colours.



### Prestige

For interior & exterior use, excellent longevity in normal environmental conditions. Can be used for a prestige look when finished in a Satin Anodised Silver or Brushed Gold effect. Complete with a self adhesive backing.



### Dibond

Dibond composite panels comprise of two thin sheets of aluminium enclosing a polyethylene core. Dibond is lightweight, strong and suitable for internal and external locations. It can also be cut and formed as required.



### Aluminium Traffic

Class ref 1 and ref 2, reflective 3mm aluminium signs are ideal for site management signs. Can be supplied with channel & clips for post fixing. Comply to BSEN 12899-1 2001.



### Gemglow© Photoluminescent

Charged by ambient light these signs immediately illuminate in sudden darkness. An excellent material for Way-finding & Fire equipment signs. Reverse printed for a high quality, durable finish. Complete with a self adhesive backing.



### Correx

These fluted lightweight PVC signs are ideal value for temporary, budget site signage.



## British Standard Fire Exits

The Safety Signs and Signals Regulations 1996

All fire exit signs on this page conform to the the above, which requires all Safety, Health, Emergency Escape and Fire Equipment signs to include a pictorial symbol. These fire exit signs comply to BS5499 Part 4 and 5, 2000. All employers must comply! It's the law! All signs are available in 1mm rigid plastic, self adhesive vinyl or rigid plastic with self adhesive backing or complete with Bacto-Shield™.



SA1 400 x 150  
SA2 600 x 200



SA3 400 x 150  
SA4 600 x 200



SA5 400 x 150  
SA6 600 x 200



SA7 400 x 150  
SA8 600 x 200



SA9 400 x 150  
SA10 600 x 200



SA11 400 x 150  
SA12 600 x 200



SA13 400 x 150  
SA14 600 x 200



SA15 400 x 150  
SA16 600 x 200



SA17 150 x 150  
SA18 200 x 200



SA19 150 x 150  
SA20 200 x 200



SA23 150 x 150  
SA24 200 x 200



SA29 125 x 125  
SA30 150 x 150  
SA31 200 x 200



SA32 125 x 125  
SA33 150 x 150  
SA34 200 x 200



SA25 400 x 125  
SA26 600 x 150



SA27 300 x 150  
SA28 400 x 200



SA27L 300 x 150  
SA28L 400 x 200



SA35 400 x 150  
SA36 600 x 200



SA37 400 x 150  
SA38 600 x 200



SA39 400 x 150  
SA40 600 x 200



SA41 400 x 150  
SA42 600 x 200



SA43 400 x 150  
SA44 600 x 200



SA45 400 x 150  
SA46 600 x 200



SA47 400 x 150  
SA48 600 x 200



SA49 400 x 150  
SA50 600 x 200



SA51 300 x 150  
SA52 400 x 200



SA51L 300 x 150  
SA52L 400 x 200



SA58 450 x 200  
SA59 600 x 200



SA60 300 x 250  
SA61 600 x 400



SA62 450 x 200  
SA63 600 x 250



SA21 750 x 150



SA22 750 x 150



SA119 450 x 200  
SA120 600 x 200



Use these fire exit signs where space is at a premium. All these signs comply to BS 5499 (Part 4) 2000



SA130 200 x 300



SA131 200 x 300



SA132 200 x 300



SA133 200 x 300

## Prestige

When searching for something more aesthetically pleasing than a standard white faced safety sign, our Prestige range gives you options in either satin anodised silver or in a brushed gold effect. This prestigious range of signs is manufactured from 1.5mm aluminium and come complete with a factory applied self adhesive backing.



GOLD20 400 x 150  
SAT20 400 x 150



GOLD22 400 x 150  
SAT22 400 x 150



GOLD23 400 x 150  
SAT23 400 x 150



GOLD24 400 x 150  
SAT24 400 x 150



GOLD25 75 x 150  
SAT25 75 x 150



GOLD26 75 x 150  
SAT26 75 x 150



GOLD21 400 x 125  
SAT21 400 x 125



## Health & Technical Memorandum 65

These signs are designed to meet The Health Technical Memorandum 65 (Sign Guide 2), and enhance the original BS5499 pictograms with the addition of flames. Produced for hospitals and healthcare facilities. Those responsible for signing such establishments are strongly advised to use these signs where practical.



HTM1 400 x 150  
HTM2 600 x 200



HTM3 400 x 150  
HTM4 600 x 200



HTM5 400 x 150  
HTM6 600 x 200



HTM7 400 x 150  
HTM8 600 x 200



HTM9 300 x 150  
HTM10 400 x 200

## Projecting



PRO6 400 x 600



PRO7 400 x 600



PRO8 200 x 200



PRO9 200 x 200



PRO10 200 x 200



PRO11 200 x 200



## Frames For Fire Exits

FOR  
FIXINGS  
SEE PAGE  
133



### Aluminium Frames

SUSP5 400 x 150  
SUSP6 600 x 200  
SUSP7 200 x 300  
Use with double sided signs

### Plastic Frames

SUSP2 600 x 200  
SUSP4 400 x 150 (frame only)  
Shown with sign for illustrative purposes.  
For use with double sided signs.



#### Step 1

Choose the size of frame to suit the signs you require (frames shown to left)

#### Step 2

Place your signs back to back and insert into the top of the SUSP frame

#### Step 3

Select your required method of hanging from the fixings shown on page 91.

## Double Sided Signs

These signs comply to the British Standard BS5499. All signs on this page comply to the Safety Signs and Signals Regulations 1996.



HA4 600 x 200  
HA9 1200 x 400  
HA17 400 x 150



HA5 600 x 200  
HA16 400 x 150



HA6 600 x 200  
HA10 1200 x 400  
HA18 400 x 150



HA7 400 x 200  
HA20 300 x 150



HA8 600 x 450



HA12 600 x 200  
HA14 1200 x 400  
HA15 400 x 150

## Refuge Fire Exits

Use these signs to help comply to the DDA Regulations. Use to mark emergency escape routes and refuge points for all staff and visitors within your workplace.



RG1 400 x 150  
RG7 600 x 200



RG2 400 x 150  
RG8 600 x 200



RG3 400 x 150  
RG9 600 x 200



RG6 400 x 150  
RG10 600 x 200



RG4 200 x 300



RG5 200 x 300



RG11 200 x 300



Manufactured in 6mm clear, cast acrylic, this range of clearview signage is both modern and stylish. All of the graphics are reverse applied to give a smooth, clean finish and each comes complete with contemporary chrome fixings which can be either wall mounted or projected from the wall. Please specify which type of fittings you require when ordering. We can also produce a wide range of specialist signage in this style. Contact our sales office for further details.



CL14 400 x 150



CL15 400 x 150



CL16 400 x 150



CL18 400 x 150



CL19 300 x 150



CL20 300 x 150

## Braille Fire Exits

Ensure you comply to Part III of the Disability Discrimination Act, regulations 1995 which came into effect, 1st October 2004.



TAC 21 400 x 150



TAC 22 400 x 150



TAC 23 400 x 150



TAC 24 400 x 150



TAC 25 300 x 150



TAC 26 300 x 150



TAC 27 300 x 150



TAC 28 300 x 150

As well as the standard range of DDA signs shown we also offer a bespoke braille sign service allowing us to make signs to your requirements. Please contact our sales office for further details.

MORE  
BRAILLE  
SIGNS ON  
PAGE 50





## Photoluminescent Fire Exit Signs

All our photoluminescent signs and products comply to: BS5499-1 and 'The Safety Signs and Signals Regulations 1996. All photoluminescent signs shown are a PSPA Class C recognised product.



PH116 150 x 150  
PH116B 300 x 300



PH117 150 x 150



PH9 150 x 150



PH10 150 x 150



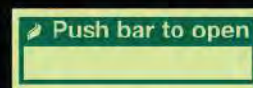
PH1 400 x 150  
PH302 600 x 200



PH2 400 x 150  
PH303 600 x 200



PH299 400 x 150  
PH304 600 x 200



PH12 300 x 100



PH4 400 x 150  
PH305 600 x 200



PH5 400 x 150  
PH306 600 x 200



PH6 400 x 150  
PH307 600 x 200



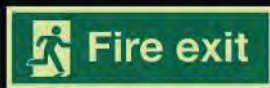
PH7 400 x 150  
PH308 600 x 200



PH8 400 x 150  
PH309 600 x 200



PH9A 300 x 150  
PH310 400 x 200



PH13 400 x 125  
PH14 600 x 150



PH17 400 x 150



PH18 400 x 150



PH19 400 x 150



PH20 400 x 150



PH21 400 x 150



PH22 400 x 150



PH23 400 x 150



PH24 400 x 150



PH25 400 x 150



PH25L 400 x 150



PH311 450 x 200  
PH312 600 x 200



PH266 400 x 150



PH267 400 x 150

The signs below are designed to meet The Health Technical Memorandum 65 (Sign Guide 2), and enhance the ISO 7010 pictograms with the addition of flames. Produced for hospitals and healthcare facilities. Those responsible for signing such establishments are strongly advised to use these signs where practical.



PHHTM1 400 x 150  
PHHTM2 600 x 200



PHHTM3 400 x 150  
PHHTM4 600 x 200



PHHTM5 400 x 150  
PHHTM6 600 x 200



PHHTM7 400 x 150  
PHHTM8 600 x 200



PHHTM9 300 x 150  
PHHTM10 400 x 200

Use these signs to help comply to the DDA Regulations. Use to mark emergency escape routes and refuge points for all staff and visitors within your workplace where practical.



PHRG1 400 x 150  
PHRG7 600 x 200



PHRG2 400 x 150  
PHRG8 600 x 200



PHRG4 200 x 300



PHRG5 200 x 300



PHRG11 200 x 300



PHRG3 400 x 150  
PHRG9 600 x 200



PHRG6 400 x 150  
PHRG10 600 x 200

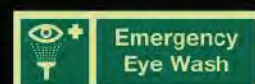


## Photoluminescent Signs

In the event of a blackout situation these way-finding solutions are often the only guidance available. Available in Class C photoluminescent and high intensity photoluminescent as an effective alternative to electrical systems.



PH60A 300 x 100



PH61A 300 x 100




PH62 300 x 100



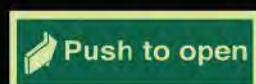
PH63 300 x 100



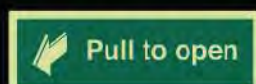
PH64 300 x 100



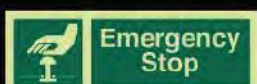
PH65 300 x 100



PH66 300 x 100



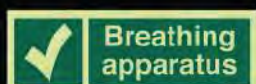
PH67 300 x 100



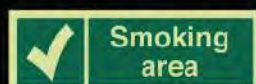
PH68 300 x 100



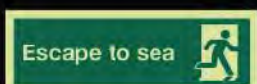
PH69 300 x 100



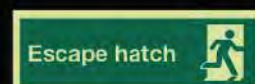
PH241 300 x 100



PH242 300 x 100



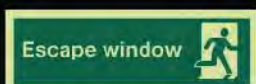
PH243 300 x 100



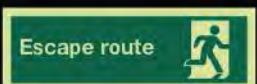
PH244 300 x 100



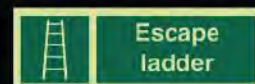
PH245 300 x 100



PH246 300 x 100



PH301 300 x 100



PH314 300 x 100

## Photoluminescent Wayfinding Tapes

Class C photoluminescent and High intensity photoluminescent tapes are available as an effective alternative to electrical systems, in the event of a blackout situation.



PHT1 40mm x 10m  
PHT2 80mm x 10m



PHT3 40mm x 10m  
PHT4 80mm x 10m



PHT5 20mm x 10m  
PHT6 40mm x 10m  
PHT7 80mm x 10m



PHT8 40mm x 10m  
PHT9 80mm x 10m



PHT10 40mm x 10m  
PHT11 80mm x 10m



PHT12 40mm x 10m  
PHT13 80mm x 10m



PHT17 40mm x 10m  
PHT18 80mm x 10m



FLO11F 120 x 300  
photoluminescent



FLO12F 120 x 300  
yellow self adhesive  
vinyl



PH61  
photoluminescent  
floor arrow supplied  
8 to a sheet



PH60 60mm dia  
photoluminescent floor  
marker dots supplied 12  
to a sheet



## Emergency Lighting




Whether complimenting existing schemes or starting from afresh, our range of luminaires offer a cost effective answer to every situation. Supplied in both maintained and non-maintained formats.

**FIRE EXIT  
SIGNS ON  
PAGE 4**

### REPLACEMENT FASCIAS

Use the fascias below to change your existing EEC lightboxes to comply to British Standard.



**COV 4** (EEC design)  
590 x 115



**COV 5** (British standard design)  
460 x 120



#### REPLAC1

Price Band A (fascia size) 300 x 100 to 400 x 100

#### REPLAC2

Price Band B (fascia size) 400 x 100 to 450 x 250

#### REPLAC3

Price Band C (fascia size) 450 x 250 to 600 x 300

## Switchable Lightboxes

This new range of luminaires are now available in a choice of finishes to suit all environments. Please state the finish you require when ordering.



WHITE



BRASS



CHROME



BRUSHED CHROME



### SWITCHABLE MAINTAINED / NON-MAINTAINED 375 x 195 x 60

Switchable emergency lightboxes can be wired to a switch allowing them to be turned on or off for regular use (switching the unit between maintained and non-maintained operation). In the event of mains power/ circuit failure the lamp in the unit will be powered by its back up battery.

## Budget Lighting



These are heavy duty vandal resistant luminaires c/w an opal acrylic cover and die cast aluminium base.

#### MAINTAINED LU1M 355 x 125

Provides 3hrs of emergency light in the event of mains failure. 8w

#### NON-MAINTAINED LU1NM 355 x 125

Illuminated only in the event of mains failure battery pack gives 3hrs of emergency lighting. 8w



MODULAR  
GRID SIGNS  
ON PAGE  
82



## 3 HOUR MAINTAINED LU3M 280 x 130

Sign is permanently illuminated and has a 3 hour battery back up in case of mains failure.

Choose your required legend to go with the product shown.



## Siting of luminaires:

All emergency lighting must comply to BS5266 (2005).

Your luminaire should be sited at each exit door, at each intersection of corridors, on each landing and ideally around fire equipment and fire alarm call points.

It is imperative to use these products to ensure escape routes, both primary and secondary, are illuminated to add comfort in state of emergency, or when the power fails.

FIRE EXIT  
SIGNS ON  
PAGE 4



## NON-MAINTAINED LUM26

Non-maintained emergency light source with top or side mounted multi-directional lamps. Ideal for factories and warehouses.



## 3 HOUR MAINTAINED LUM22

This classic style adds a prestige finish to your premises.

Available in Brass or Chrome finish. Please specify when ordering.



## Assembly Points



**SA53** 300 x 200 (SAV) (RIG)  
**SA54** 600 x 400 (SAV) (RIG)  
**SA54A** 600 x 400  
 (3mm Aluminium, plate only)  
**SA54AC** 600 x 400  
 (3mm Aluminium, with channel for post mounting)



**SA55** 300 x 200  
 (SAV) (RIG)  
**SA56** 600 x 400  
 (SAV) (RIG)  
 Please specify the number or letter you require when ordering.



**SA114** 600 x 400  
 With text (SAV) (RIG)



**SA54B** 600 x 400  
 (3mm Ali plate only)  
**SA54BC** 600 x 400  
 (3mm Ali plate with channel)

### Safe Condition



**SA76** 300 x 100



**SA77** 300 x 100



**SA78** 300 x 100



**SA79** 300 x 100



**SA81** 300 x 150



**SA82** 300 x 100  
**SA83** 600 x 100



**SA86** 300 x 100



**SA95** 300 x 100



**SA118** 300 x 100



**SA92** 75 x 150



**SA93** 75 x 150



**SA84** 300 x 75



**SA85** 300 x 75



**SA90** 200 x 300



**SA117** 200 x 300



**SA91** 200 x 300



**SA113** 200 x 300



**SA115** 200 x 300



**SA64** 100 x 150



**SA65** 100 x 150



**SA66** 100 x 150



**SA67** 100 x 150



**SA68L** 100 x 150



**SA68R** 100 x 150



**SA92A** 100 x 150



## Smoking & Vaping Signs

For information on giving up smoking contact the NHS helpline on 0800 169 0166 or [www.givingupsmoking.co.uk](http://www.givingupsmoking.co.uk)

SA304 300 x 150

The company accepts no liability for any illness contracted through smoking while using this shelter

SA305 300 x 100

Extinguish your cigarettes here

SA306 300 x 100

Place all cigarette ends in the bin provided

SA308 300 x 100

Smoking area

SA309 300 x 150

This company promotes a smoke free environment

SA310 300 x 100

Smoking shelter

SA311 300 x 100

Smoking shelter

SA312 300 x 100

A smoking shelter is located at

SA314 300 x 100

A no smoke shelter is located at

SA315 300 x 100

Electronic cigarettes permitted in this area

PR533 300 x 100  
PR533A 600 x 200

No smoking  
Electronic cigarettes permitted

PR534 300 x 100  
PR534A 600 x 200

No smoking  
No electronic cigarettes

PR535 300 x 100  
PR535A 600 x 200

Designated smoking area

SA318 300 x 200

Smoking shelter located at

SA319 300 x 200

Cigarettes only

SA316 100 x 150

NO SMOKING  
INCLUDING  
E-CIGARETTES

PR530 300 x 200

No smoking  
E-Cigarettes allowed

PR531 300 x 200

No smoking  
including  
E-Cigarettes

PR532 150 x 200



MORE  
PROJECTING  
SIGNS ON  
PAGE 20

Projecting Safe Condition

Printed each side on 3mm foamex, this range indicates the position of emergency equipment quickly and efficiently. Size shown indicates the face size.



PRO6 400 x 600



PRO7 400 x 600



PRO8 200 x 200



PRO9 200 x 200



PRO10 200 x 200



PRO11 200 x 200





## First Aid



SA87 200 x 300



SA88 200 x 300



SA88A 200 x 300



SA89 200 x 300



SA105 200 x 300



SA106 200 x 300



SA107 200 x 300



SA80 300 x 100



SA96 300 x 100  
SA97A 300 x 200



SA94A 100 x 100



SA94 300 x 100



SA94B 200 x 100



SA116 300 x 100



## Photoluminescent Signs - Glow in the Dark



PH60A 300 x 100



PH61A 300 x 100



PH62 300 x 100




PH63 300 x 100



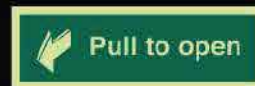
PH64 300 x 100



PH65 300 x 100



PH66 300 x 100



PH67 300 x 100



PH68 300 x 100



PH69 300 x 100



PH241 300 x 100



PH242 300 x 100





Our Action Centres are designed to display important Health & Safety information for your employees and visitors. These hard wearing boards are ideal for factory environments and can carry a variety of messages and technical data.

The standard range shown below incorporate binders for COSHH data sheets, fire log books and first aid kits as well as literature dispensers to display your own information.

If you require larger quantities or would like your own branding incorporating on these boards contact our sales office for pricing.



**COCENT2**  
(800mm x 700mm)

This COSHH centre will provide a central focus for crucial shared information. Supplied complete with 10 swing frames to hold 20 sheets and perspex wallet for your safety book.



**SACENT1**  
(800mm x 700mm)

Ideal for organising your statutory first aid obligations within the workplace. Has 20 leaves for displaying information and an acrylic holder for your accident book. First Aid box for 1-10 persons.



**FICENT1**  
(800mm x 700mm)

Complete with 20 leaf binder for your fire drill records and a perspex wallet for your fire safety books.

## Safety Posters



S1117 430 x 560mm



HSL 420 x 595



POS1 525 x 775



WSK6 400 x 600





Fire action signs displaying pictorial symbols comply to the BS5499 designs. A comprehensive fire exit scheme can be undermined through the lack of an accurate fire procedure. Fire Action Notices provide essential, detailed information and should form part of a comprehensive fire exit and evacuation process. If your requirements cannot be met from our standard range please contact our sales office for prices on specialist notices.



FI61	200 x 300
FI62	400 x 600




**FI63** 200 x 300



**FI64** 200 x 300



**FI65** 200 x 300



**FI66** 200 x 300  
**FI67** 400 x 600



FI68 200 x 300



**FI69** 200 x 300



FI70	200 x 300
FI70A	150 x 200



**FI171** 400 x 300 (English, French and German)




RG11 200 x 300





PH26 200 x 300  
PH26A 150 x 200



PH27 200 x 300



PH28 200 x 300



PH237 200 x 300  
PH237A 150 x 200



PH238 200 x 300



PH297 200 x 300



PH296 400 x 300 (English, French and German)

## Fire Action Frames

Our satin-anodised aluminium artemis sign units add an executive finish to your fire action notices. These sign units are 210mm x 297mm (portrait) and include an anti-glare cover and your fire action insert. Artemis signs are also fully interchangeable so can be easily updated as your building requires it.





## Fire Equipment Signs

### The Fire Precautions (Workplace) Regulations 1997

Non-automatic fire equipment should display safety signs in accordance with The Safety Signs and Signals Regulations 1996. These regulations require the fire fighting equipment to be marked with a permanent sign board in red; Our fire signs conform to DIS3864 Part 1 which requires a white border on all fire signs, and all symbols conform to Pr EN 7010.



#### STAC2 Fire Safety Log Book

This Fire Precautions Log Book will assist employers with Fire & Safety compliance legislation including the Regulatory (Fire Safety) Reform Act.



**FI4** 100 x 150  
**FI5** 200 x 300  
**FI6** 300 x 400



**FI7** 200 x 300  
**FI8** 300 x 400



**FI9** 200 x 300  
**FI10** 300 x 400



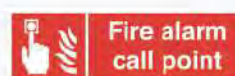
**FI11** 200 x 300  
**FI12** 300 x 400



**FI13** 200 x 300  
**FI14** 300 x 400



**FI0** 300 x 100  
**FI1** 450 x 150



**FI2** 300 x 100



**FI3** 300 x 100



**FI16** 300 x 100



**FI17** 300 x 100



**FI18** 300 x 100



**FI20** 200 x 200



**FI21** 200 x 200



**FI22** 200 x 200



**FI23** 200 x 200



**FI24** 200 x 200



**FI33** 200 x 200



**FI34** 200 x 200



**FI30** 350 x 150  
**FI31** 400 x 200



**FI26** 250 x 150



**FI27** 250 x 150



**FI28** 250 x 150



**FI29** 250 x 150



**FI35** 200 x 150



**FI36** 200 x 150



**FI37** 200 x 150



**FI38** 200 x 150



**FI41** 200 x 150



**FI42** 200 x 150



**FI43** 200 x 150



**FI44** 200 x 150



**FI45** 200 x 150



**FI46** 200 x 150



**FI71** 300 x 100



**FI56** 200 x 250



**FI57** 200 x 250



**FI39** 100 x 250



**LABELS  
ON A ROLL  
PAGE 20**



## Fire Extinguisher Signs



EN3 82 x 202



EN4 82 x 202



EN5 82 x 202

Use the signs shown on these pages to help comply to the Regulatory Reform (Fire Safety) Order 2006, where it states that a person must take steps to reduce the risk of fire and make sure anyone using the building can exit safely in the event of a fire. Our Fire signs comply to ISO 7010.



EN6 82 x 202



EN7 82 x 202



EN8 82 x 202



EN13 300 x 900  
EN18 150 x 600



EN1 350 x 200 EN2 600 x 370

ENPG 125 x 90  
(Pocket guides supplied in pack of 10s)

## Photoluminescent Fire Signs - Glow in the dark

All photoluminescent signs are rigid PVC complete with a self adhesive backing for easy fixing.



PH30 300 X 100




PH31 300 X 100



PH32 300 X 100



PH37 300 X 100



PH38 300 X 100



PH41 150 X 150



PH42 150 X 150



PH43 150 X 150



PH44 150 X 150



PH45 150 X 150



PH45A 150 X 150



PH48A 150 X 150



PH33 200 X 300



PH34 200 X 300



PH35 200 X 300



PH36 200 X 300



EN3PH 82 x 202



EN4PH 82 x 202



EN5PH 82 x 202



EN6PH 82 x 202



EN7PH 82 x 202



EN8PH 82 x 202



EN9PH 82 x 202



EN10PH 82 x 202




EN11PH 82 x 202



## Fire Extinguisher Boards

The backboards are ideal for highlighting the location of fire extinguishers. Manufactured from 3mm foam board.




MIS1 800 x 650



MIS2 800 x 650



MIS3 800 x 650



MIS4 800 x 650

## Projecting Fire Signs

Printed double sided on 3mm foamex, this range indicates the position of emergency equipment quickly and efficiently, even when the position of equipment may not be immediately obvious. Size shown indicates the face size.



PRO1 200 X 200



PRO2 200 X 200



PRO3 200 X 200



PRO4 200 X 200



PRO5 200 X 200

## Fire Labels on a Roll

Supplied 100 labels on a roll these are cost effective and easy to use and ideal for large identification schemes.



FDR8 100 x 100



FDR9 100 x 100



FDR10 100 x 100



FDR11 100 x 100

## Double Sided Hanging Signs

Printed on durable 3mm foam PVC these double sided signs are excellent for highlighting fire fighting equipment, within factories, warehouses and large industrial units. Hanging chain sold separately see page 91.



HA1 400 x 600



HA2 400 x 600



HA3 400 x 600



HA11 400 x 600



When searching for something more aesthetically pleasing than a standard white faced safety sign, our Prestige range gives you options in either satin anodised silver or in a brushed gold effect. This prestigious range of signs is manufactured from 1.5mm aluminium and come complete with a factory applied self adhesive backing.

To make your choice note the prefix under the sign you require.

e.g: GOLD(+No.) for brushed gold effect

SAT(+No.) for satin anodised silver effect



GOLD1 100 x 150  
SAT1 100 x 150



GOLD2 100 x 150  
SAT2 100 x 150



GOLD3 100 x 150  
SAT3 100 x 150



GOLD6 100 x 150  
SAT6 100 x 150



GOLD6A 148 x 210  
SAT6A 148 x 210



GOLD7 100 x 150  
SAT7 100 x 150



GOLD9 200 x 300  
SAT9 200 x 300



GOLD4 350 x 150  
SAT4 350 x 150



GOLD14 300 x 100  
SAT14 300 x 100




GOLD15 300 x 100  
SAT15 300 x 100



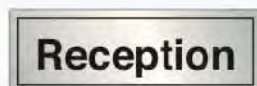
GOLD16 300 x 100  
SAT16 300 x 100



GOLD17 300 x 100  
SAT17 300 x 100



GOLD18 300 x 100  
SAT18 300 x 100



GOLD19 300 x 100  
SAT19 300 x 100



GOLD20 400 x 150  
SAT20 400 x 150



GOLD21 400 x 125  
SAT21 400 x 125



GOLD22 400 x 150  
SAT22 400 x 150



GOLD23 400 x 150  
SAT23 400 x 150



GOLD24 400 x 150  
SAT24 400 x 150



GOLD25 75 x 150  
SAT25 75 x 150



GOLD26 75 x 150  
SAT26 75 x 150



GOLD27B 75 x 150  
GOLD27A 125 x 200  
SAT27B 75 x 150  
SAT27A 125 x 200



GOLD28B 75 x 150  
GOLD28A 125 x 200  
SAT28B 75 x 150  
SAT28A 125 x 200



GOLD34B 75 x 150  
GOLD34A 125 x 150  
SAT34B 75 x 150  
SAT34A 125 x 150

GOLD30A 80 x 300  
SAT30A 80 x 300



GOLD29A 80 x 300  
SAT29A 80 x 300





## Fire Door Signs

These fire door signs assist in conforming to The Building Regulations 1991 which advise that all doors designed to be fire resistant should display an appropriate mandatory fire safety sign.

All signs comply to BS5499 Part 1 & 5, and are all available in 1mm rigid plastic, self adhesive vinyl or rigid plastic with self adhesive backing.



MA147A 80 x 80  
MA147 100 x 100  
MA148 150 x 150



MA149A 80 x 80  
MA149 100 x 100  
MA150 150 x 150



MA151 100 x 100  
MA152 150 x 150



MA153A 80 x 80  
MA153 100 x 100  
MA154 150 x 150



MA155 100 x 100  
MA156 150 x 150



MA157 100 x 100  
MA158 150 x 150



MA159 100 x 100  
MA160 150 x 150



MA161 100 x 100  
MA162 150 x 150



MA163 100 x 100  
MA164 150 x 150



MA165 100 x 100  
MA166 150 x 150



MA167 100 x 100  
MA168 150 x 150



MA169 100 x 100  
MA170 150 x 150



MA171 100 x 100  
MA172 150 x 150



MA173 100 x 100  
MA174 150 x 150



MA175 100 x 100  
MA176 150 x 150



MA177 100 x 100  
MA178 150 x 150



MA179 100 x 100  
MA180 150 x 150



MA181 100 x 100  
MA182 150 x 150



MA183 100 x 100  
MA184 150 x 150



MA185 100 x 100  
MA186 150 x 150



MA187 100 x 100  
MA188 150 x 150



MA189 100 x 100  
MA190 150 x 150



MA194 100 x 100  
MA195 150 x 150



MA320 100 x 100  
MA322 150 x 150



MA323 100 x 100  
MA324 150 x 150

**Fire door keep shut**

MA196 35 x 400

## Braille Door Signs

The braille fire door signs comply to the Disability Discrimination Act: Part 3 (2004). These signs should be located next to the door rather than placed on it in case the door is left open.



TAC15 150 x 150



TAC16 150 x 150



TAC17 150 x 150



## Prestige Fire Door Signs



Manufactured from 1.5mm thick solid brass or satin anodised aluminium complete with fixing holes.

The signs shown are available in either a satin anodised silver or brushed gold effect.

To make your choice note the prefix under the sign you require. e.g. GOLD(+No.) for brushed gold effect SAT(+No.) for satin anodised silver effect

GOLD30A  
80 x 300  
SAT30A  
80 x 300



GOLD29A  
80 x 300  
SAT29A  
80 x 300



BRASS1  
75MM DIA



BRASS2  
75MM DIA



BRASS3  
75MM DIA



BRASS4  
75MM DIA



BRASS5  
75MM DIA



SAT27  
75MM DIA



SAT28  
75MM DIA



SAT29  
75MM DIA



SAT30  
75MM DIA



SAT31  
75MM DIA

## Photoluminescent Fire Door Signs - Glow in the Dark



PH54  
100 x 100



PH55  
100 x 100



PH56  
100 x 100



PH57  
100 x 100



PH58  
100 x 100



PH59  
100 x 100

## Fire Door Signs & Labels



EC49 100 x 150



EC50 100 x 150



EC51 100 x 150



EC52 100 x 150



EC53 100 x 150



FDR1 100 x 100  
Self adhesive labels 100 per roll



FDR2 100 x 100  
Self adhesive labels 100 per roll



FDR3 100 x 100  
Self adhesive labels 100 per roll



## Mandatory

Mandatory signs - Instruct, advise and inform staff and visitors of an action that must be carried out to secure a safer working environment.

Our mandatory signs comply to ISO 7010 regulations. For your own custom made safety signs see ' Design your Sign ' pages 84 - 89.

All signs available in 1mm rigid plastic or self adhesive vinyl.



MA1 300 x 100  
MA2 600 x 200



MA3 300 x 100  
MA4 600 x 200



MA5 300 x 100  
MA6 600 x 200



MA17 300 x 100  
MA18 600 x 200



MA19 300 x 100  
MA20 600 x 200



MA21 300 x 100  
MA22 600 x 200



MA7 200 x 300  
MA8 400 x 600



MA9 200 x 300  
MA10 400 x 600



MA11 200 x 300  
MA12 400 x 600



MA13 200 x 300  
MA14 400 x 600



MA15 200 x 300  
MA16 400 x 600



MA23 200 x 300  
MA24 400 x 600



MA25 200 x 300  
MA26 400 x 600



MA27 200 x 300  
MA28 400 x 600



MA29 200 x 300  
MA30 400 x 600



MA31 200 x 300  
MA32 400 x 600



FULL RANGE  
OF HYGIENE  
SIGNS ON  
PAGE 30



Keep clear exit  
from emergency  
escape route

MA33 300 x 100  
MA34 600 x 200



Keep  
locked

MA35 300 x 100  
MA36 600 x 200



Protective  
clothing  
must be worn

MA37 300 x 100  
MA38 600 x 200



Protective  
footwear  
must be worn

MA49 300 x 100  
MA50 600 x 200



Wear  
face mask

MA51 300 x 100  
MA52 600 x 200



Protective  
gloves must  
be worn

MA53 300 x 100  
MA54 600 x 200



Wear  
face shield

MA55 300 x 100  
MA56 600 x 200



Respirators  
must be worn

MA57 300 x 100  
MA58 600 x 200



Guards  
must be used

MA59 300 x 100  
MA60 600 x 200



Now wash  
your hands

HY12 300 x 100  
HY14 600 x 200



Hair  
protection  
must be  
worn

HY8 200 x 300



Now  
wash  
your  
hands

HY13 200 x 300



Use  
hand  
sanitiser

HY40 200 x 300



Clean hands  
save lives  
please  
sanitise  
your hands

HY41 200 x 300



Use  
handwash  
station  
before  
entering

HY44 200 x 300

## Safety Labels



SAL7 75mm DIA  
24 (6 to a sheet)



SAL8 75mm DIA  
24 (6 to a sheet)



SAL10 75mm DIA  
24 (6 to a sheet)



SAL11 75mm DIA  
24 (6 to a sheet)



SAL12 75mm DIA  
24 (6 to a sheet)



SAL14 75mm DIA  
24 (6 to a sheet)



SAL15 75mm DIA  
24 (6 to a sheet)



SAL16 75mm DIA  
24 (6 to a sheet)



SAL17 75mm DIA 24 (6 to a sheet)  
Special labels to your own design  
are also available.

Contact our sales office for further  
information



## Mandatory



**Eye protection  
must be worn**

MA73 300 x 100  
MA74 600 x 200



**Eye protection  
must be worn  
in this area**

MA75 300 x 100  
MA76 600 x 200



**Eye protection  
must be worn  
beyond this point**

MA77 300 x 100  
MA78 600 x 200



**Seat belts  
must be worn**

MA314 300 x 100



**Drivers must ensure  
passengers are reminded  
to fasten seat belts  
before starting any journey**

MA315 225 x 75



MA71 100 x 100  
MA72 200 x 200



MA310 75 x 75  
Double sided self  
adhesive



MA311 40 x 40  
MA312 75 x 75  
Single sided self  
adhesive



**Guards  
must be  
used**

MA61 200 x 300  
MA62 400 x 600



**Respirators  
must be  
worn**

MA63 200 x 300  
MA64 400 x 600



**Eye  
protection  
must be  
worn  
in this area**

MA65 200 x 300  
MA66 400 x 600



**Eye  
protection  
must be  
worn  
beyond  
this point**

MA67 200 x 300  
MA68 400 x 600



**Eye  
protection  
must be  
worn**

MA69 200 x 300  
MA70 400 x 600



**Eye  
protection  
must be  
worn when  
operating this  
machine**

MA79 200 x 300  
MA80 400 x 600



**Guards  
and goggles  
must be  
used when  
operating this  
machine**

MA81 200 x 300  
MA82 400 x 600



**Ear protectors  
must be  
worn  
beyond this  
point**

MA83 200 x 300  
MA84 400 x 600



**Ear  
protection  
must be  
worn**

MA85 200 x 300  
MA86 400 x 600



**Ear  
protection  
must be  
worn in  
this area**

MA87 200 x 300  
MA88 400 x 600





MA89 100 x 100  
MA90 200 x 200



Ear protection  
must be worn

MA91 300 x 100  
MA92 600 x 200



Ear protection  
must be worn  
when operating  
this machine

MA93 300 x 100  
MA94 600 x 200



Ear protection  
must be worn  
in this area

MA95 300 x 100  
MA96 600 x 200



**Warning**  
risk of high noise levels

Ear protection must  
be worn

MA99 400 x 300



No entry without  
the use of ear protection

Ear protection must  
be worn

MA100 400 x 300



Warning this area may have  
noise levels between  
80 and 85 db(A)

Ear protection is available  
on your request

MA101 400 x 300



This area may have noise  
levels of 85 db(A) or above

You are required  
to wear ear protection

MA102 400 x 300



Ear  
protection  
must be worn  
when operating  
this machine

MA97 200 x 300  
MA98 400 x 600



Warning  
risk of  
high noise  
levels in  
this area

MA103 200 x 300



## Photoluminescent Mandatory Signs - Glow in the Dark



Safety  
helmets  
must be  
worn  
in this  
area

PH254 200 x 300



Eye  
protection  
must be  
worn

PH255 200 x 300



Ear  
protection  
must be  
worn

PH256 200 x 300



Protective  
gloves  
must be  
worn

PH257 200 x 300



Protective  
footwear  
must be  
worn

PH258 200 x 300



Guards  
must be  
used

PH260 200 x 300



Respirators  
must be  
worn

PH261 200 x 300



Protective  
clothing  
must be  
worn

PH262 200 x 300



Protective  
equipment  
must be  
worn  
in this area

PH263 200 x 300



This area  
must be  
kept clear  
at  
all times

PH264 200 x 300



Keep clear  
exit from  
emergency  
escape  
route

PH265 200 x 300




## Mandatory



MA110 200 x 300  
MA111 400 x 600



MA112 200 x 300  
MA113 400 x 600



MA121A 200 x 300



MA121B 400 x 600



MA124 200 x 300  
MA125 400 x 600



MA126 200 x 300



MA128 200 x 300



MA129 200 x 300  
MA130 400 x 600



MA198 200 x 300  
MA199 400 x 600



MA201 200 x 300  
MA202 400 x 600



MA203 100 x 150  
MA204 200 x 300



MA114 600 x 450



MA115 600 x 450



MA118 600 x 450



MA119 600 x 450



MA120 600 x 450



MA121 600 x 450  
MA122 600 x 450  
as above but reads 'reception'



MA122A 600 x 450



MA123 600 x 450



MA197 600 x 450



MA205 600 x 450







EC47 200 x 300  
EC48 400 x 600



MA39 200 x 300  
MA40 400 x 600



MA41 200 x 300  
MA42 400 x 600



MA43 200 x 300  
MA44 400 x 600



MA45 200 x 300  
MA46 400 x 600



MA47 200 x 300  
MA48 400 x 600



MA206 200 x 300



MA207 200 x 300



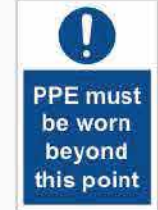
MA209 200 x 300



MA210 200 x 300



MA211 200 x 300



MA325 200 x 300



MA328 200 x 300



MA213 400 x 35



MA214 400 x 35



MA215 400 x 35



MA216 400 x 35



MA104 300 x 100  
MA105 600 x 200



MA106 300 x 100  
MA107 600 x 200



MA108 300 x 100  
MA109 600 x 200



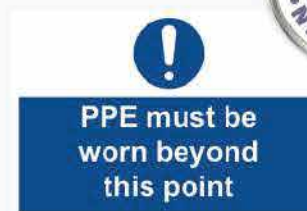
MA200 600 x 200



MA208 400 x 300



MA212 600 x 450



MA326 600 x 400



MA330 600 x 400



HY13 200 x 300



HY25 200 x 300



HY40 200 x 300



HY41 200 x 300



HY44 200 x 300



HY12 300 x 100  
HY14 600 x 200



## Hygiene



HY1 300 x 100



HY2 300 x 100



HY3 300 x 100



HY9 300 x 100



HY10 300 x 100



HY11 300 x 100



HY12 300 x 100  
HY14 600 x 200



HY19 300 x 100



HY20 300 x 100



HY21 300 x 100



HY22 300 x 100



HY23 300 x 100



HY24 300 x 100



HY26 200 x 100



HY31 200 x 100



HY37 200 x 100



HY4 200 x 300



HY5 200 x 300



HY6 200 x 300



HY7 200 x 300



HY8 200 x 300



HY13 200 x 300



HY15 200 x 300



HY17 200 x 300



HY18 200 x 300



HY32 150 x 100







HY25 200 x 300



HY27 100 x 150



HY28 100 x 150



HY29 100 x 150



HY30 100 x 150



HY33 100 x 150



HY34 100 x 150



HY35 200 x 300



HY36 200 x 300



HY40 200 x 300



HY41 200 x 300



HY44 200 x 300



PR351 100 x 150  
PR352 200 x 300



WA123 75 x 50



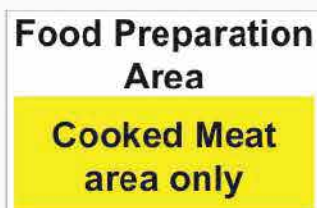
WA124 75 x 50



HY60 100 x 150  
HY61 200 x 300



HY48 400 x 300



HY49 400 x 300



HY50 400 x 300



HY52 400 x 300



SAL10 75mm DIA  
24 (6 to a sheet)



SAL11 75mm DIA  
24 (6 to a sheet)



SAL16 75mm DIA  
24 (6 to a sheet)



SAL17 75mm DIA  
24 (6 to a sheet)





## No Smoking



Smoking in enclosed places was banned in England on 1st July 2007.

This followed similar bans in Northern Ireland on 30th April and Wales on 2nd April 2007.

These pages contain all the signage you need to conform to this legislation.



PR19 150 x 50  
PR1 300 x 100  
PR2 600 x 200



PR3 300 x 100  
PR4 600 x 200



PR5 300 x 100  
PR6 600 x 200



PR17 300 x 100  
PR18 600 x 200



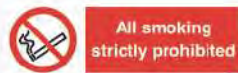
PR19 300 x 100  
PR20 600 x 200



PR21 300 x 100  
PR22 600 x 200



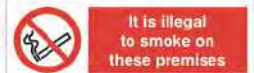
PR36 300 x 100  
PR37 600 x 200



PR38 300 x 100  
PR39 600 x 200



PR40 300 x 100  
PR41 600 x 200



PR304 300 x 100  
PR305 600 x 200



PR306 300 x 100  
PR307 600 x 200



PR308 300 x 100  
PR309 600 x 200



PR310 300 x 100  
PR311 600 x 200



PR312 300 x 100  
PR313 600 x 200



PR314 300 x 100  
PR315 600 x 200



PR318 300 x 100  
PR320 600 x 200



PR321 300 x 100



DT1 150 x 50 (face size)  
printed double sided



PR7 200 x 300  
PR8 400 x 600



PR9 100 x 150  
PR10A 150 x 200  
PR10 200 x 300  
PR11 400 x 600



PR12 200 x 300



PR29 200 x 300  
PR30 400 x 600



PR33 100 x 100  
PR34 200 x 200  
PR35 400 x 400





PR510  
148 x 210 double sided



PR501  
148 x 210



PR505  
148 x 210



PR506  
148 x 210



PR507  
148 x 210



PR508  
148 x 210



PR531 300 x 200



PR509  
148 x 210



PR518  
148 x 210



Aluminium and powder coated cigarette bin for a long lasting outdoor life. Comes complete with keys and fixings for wall fixing.

SS26B 240 x 380  
with or without channel



PR15A 150 x 200  
PR15 200 x 300  
PR16 400 x 600



PR13 200 x 300  
PR14 400 x 600



PR23 200 x 300  
PR24 400 x 600



PR25 200 x 300  
PR26 400 x 600



PR27 200 x 300  
PR28 400 x 600



PR31 200 x 300  
PR32 400 x 600



PR530 300 x 200



PR532 150 x 200



PR534 300 x 100  
PR534A 600 x 200



PR533 300 x 100  
PR533A 600 x 200



PR535 300 x 100  
PR535A 600 x 200



PR322 75mm DIA  
24 (6 to a sheet)  
Ideal for meeting legalisation required for vehicles.  
Also available as a double sided window sticker, quote code  
PR323 85 x 85 (pack of 24)





## Prohibition

Prohibition signs instruct, advise and forewarn staff and visitors of any actions which are not allowed or banned within the working environment. All prohibition signs comply with Pr EN 7010 and the Health and Safety Signs and Signals Regulations 1996.

All signs are available in 1mm rigid plastic and self adhesive vinyl.



**Strictly  
no  
admittance**

PR42 200 x 300  
PR43 400 x 600



**No  
unauthorised  
persons  
allowed  
beyond this  
point**

PR44 200 x 300  
PR45 400 x 600



**No  
thoroughfare**

PR46 200 x 300  
PR47 400 x 600



**No  
admittance  
authorised  
personnel  
only**

PR48 200 x 300  
PR49 400 x 600



**No  
admittance  
to  
unauthorised  
personnel**

PR50 200 x 300  
PR51 400 x 600



**No  
parking**

PR67 200 x 300  
PR68 400 x 600



**No  
exit**

PR69 200 x 300  
PR70 400 x 600



**No  
entry**

PR71 200 x 300  
PR72 400 x 600



**This is  
not a  
parking  
area**

PR73A 150 x 200



**No  
admittance  
without  
protective  
clothing**

PR75 200 x 300  
PR76 400 x 600



**Strictly no  
admittance**

PR55 300 x 100  
PR56 600 x 200



**No unauthorised  
persons allowed  
beyond this point**

PR57 300 x 100  
PR58 600 x 200



**No  
thoroughfare**

PR59 300 x 100  
PR60 600 x 200



**No  
parking**

PR61 300 x 100  
PR62 600 x 200



**No  
exit**

PR63 300 x 100  
PR64 600 x 200



**No  
entry**

PR65 300 x 100  
PR66 600 x 200



**No unauthorised  
person may  
operate this machine**

PR77 300 x 100  
PR78 600 x 200



**Do not  
remove guards**

PR79 300 x 100  
PR80 600 x 200



**Do not use  
unless guards  
are in position**

PR81 300 x 100  
PR82 600 x 200



**No dogs  
except guide dogs**

PR93 300 x 100  
PR93WIN 300 x 100  
Reverse printed window stick option



**Not  
drinking water**

PR94 75 x 150  
PR95 300 x 100  
PR96 600 x 200



**This water  
is metered  
do not waste water**

PR97 300 x 100  
PR98 600 x 200





From March 2017 drivers in the UK caught using their mobile phones whilst driving will receive 6 penalty points on their license and a penalty notice of £200. Should the police feel it is a particularly extreme example of using a mobile phone behind the wheel; the driver could be taken to court. Here, the maximum fine is £2,500, and guilty drivers could face disqualification. You can also get 3 penalty points if you don't have a full view of the road and traffic ahead or proper control of the vehicle. Enforce your fleet policy on mobile phone use with this range of in-vehicle decals.



PR157  
100 x 100



Mobile phones  
must not be used  
whilst driving

PR155  
50 x 50



Do not use your  
mobile phone without  
a handsfree kit

PR156  
150 x 50

## Prohibition



PR18C 200 x 300



PR83 200 x 300



PR85 200 x 300



PR87 200 x 300



PR89 200 x 300  
PR90 400 x 600



PR91 200 x 300  
PR92 400 X 600



PR99 200 x 300  
PR100 400 X 600



PR101 200 x 300  
PR102 400 x 600



PR103 200 x 300  
PR104 400 x 600



PR105 200 x 300  
PR106 400 x 600



PR107 200 x 300  
PR108 400 x 600



PR351 100 X 150  
PR352 200 X 300



PR18A 300 x 100  
PR18B 600 x 200



PR109 300 x 100  
PR110 600 x 200



PR111 300 x 100  
PR112 600 x 200



PR113 300 x 100  
PR114 600 x 200



PR52 100 x 100  
PR53 200 x 200  
PR54 400 x 400





## Prohibition



EC45 200 x 300  
EC46 400 x 600



PR118 400 x 600



PR119 400 x 600



PR120 400 x 600



PR121 400 x 600



PR151 200 x 300



PR152 200 x 300



PR159 400 x 600



PR169 200 x 300  
PR170 400 x 600



PR190 200 x 300  
PR191 400 x 600



PR115 600 x 450



PR116 600 x 450



PR117 600 x 450



PR122 600 x 450



PR153 600 x 450



PR161 600 x 450



PR162 600 x 450



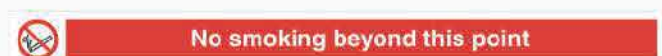
PR164 400 x 35



PR165 400 x 35



PR166 400 x 35



PR167 400 x 35





## Tye Tags

Tye tags printed on flexible plastic and supplied complete with fixing ties. Use them to increase a quality culture in your workplace. Supplied in packs of 10.



## Socket Labels

These self adhesive labels instruct and inform helping to stop potential distribution of electrical equipment. Supplied in packs of 10





## Hazard

Hazard signs - Instruct, advise, forewarn staff and visitors of potential dangers arising around the workplace.  
All hazard signs comply to Pr EN 7010 specifications.  
All signs are available in 1mm rigid plastic and self adhesive vinyl.



**Danger**  
240 VOLTS

WA1 300 x 100  
WA2 600 x 200



**Danger**  
415 VOLTS

WA3 300 x 100  
WA4 600 x 200



**Danger**  
440 VOLTS

WA5 300 x 100  
WA6 600 x 200



**Danger**  
Live wires

WA20 300 x 100  
WA21 600 x 200



**Danger**  
Live terminals

WA22 300 x 100  
WA23 600 x 200



**Danger**  
Isolate main supply  
before opening

WA24 300 x 100  
WA25 600 x 200



**Danger**  
230 Volts

WA244 300 x 100  
WA245 600 x 200



**Danger**  
400 Volts

WA246 300 x 100  
WA247 600 x 200



**Danger**  
240 Volts

WA7 200 x 300  
WA8 400 x 600



**Danger**  
110 Volts

WA7A 200 x 300  
WA8A 400 x 600



**Danger**  
415 volts

WA9 200 x 300  
WA10 400 x 600



**Danger**  
11,000 volts

WA9A 200 x 300  
WA10A 400 x 600



**Danger**  
440 volts

WA11 200 x 300  
WA12 400 x 600



**Danger**  
electric  
shock risk

WA13 200 x 300  
WA14 400 x 600



**Danger**  
Live wires

WA15 200 x 300  
WA16 400 x 600



**Danger**  
of  
death

WA26A 200 x 300



**Danger**  
of death

WA237 150 x 200



**Danger**  
of death  
High voltage

WA238 200 x 300



**Danger**  
of death  
High voltage

WA239 400 x 300

In the event of an emergency,  
contact:



**Danger**  
230 Volts

WA248 200 x 300  
WA249 400 x 600



**Danger**  
400 Volts

WA250 200 x 300  
WA251 400 x 600



WA17 100 x 100  
WA18 200 x 200  
WA19 400 x 400







WA34 300 x 100  
WA35 600 x 200



WA36 300 x 100  
WA37 600 x 200



WA38 300 x 100



WA52 300 x 100  
WA53 600 x 200



WA54 300 x 100  
WA55 600 x 200



WA56 300 x 100  
WA57 600 x 200



WA58 300 x 100  
WA59 600 x 200



WA60 300 x 100  
WA61 600 x 200



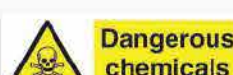
WA62 300 x 100  
WA63 600 x 200



WA75 300 x 100  
WA76 600 x 200



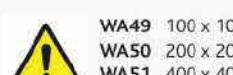
WA77 300 x 100  
WA78 600 x 200



WA79 300 x 100  
WA80 600 x 200



WA262 300 x 100  
WA263 600 x 200



WA49 100 x 100  
WA50 200 x 200  
WA51 400 x 400



WA73 100 x 100  
WA74 200 x 200



WA27 200 x 300



WA28 200 x 300  
WA29 400 x 600



WA30 200 x 300  
WA31 400 x 600



WA32 200 x 300  
WA33 400 x 600



WA39A 150 x 200  
WA39 200 x 300  
WA40 400 x 600



WA41A 150 x 200  
WA41 200 x 300  
WA42 400 x 600



WA43 200 x 300  
WA44 400 x 600



WA45 200 x 300  
WA46 400 x 600



WA47 200 x 300  
WA48 400 x 600



WA64 200 x 300  
WA65 400 x 600



WA66 200 x 300  
WA67 400 x 600



WA68 200 x 300  
WA69 400 x 600



WA70 200 x 300



WA71 200 x 300  
WA72 400 x 600



WA218 200 x 300  
WA219 400 x 600



WA257  
100 x 75 Self adhesive labels  
Pack of 10  
Pack of 50  
Pack of 100  
BS7671:2001 The IEE Wiring Regulations  
This warning label should be used for alterations or additions to electrical installations, forewarning that the equipment has been installed with wires to the two versions of BS 7671.

## Highway Maintenance

WA75A 600 x 100

## Motorway Maintenance

WA75B 600 x 100



WA75H 1000 x 150  
Supplied in durable 5mm foamex as standard



WA75J 600 x 200  
WA75K 300 x 100  
Both 1mm rigid plastic



## Hazard



WA92 300 x 100  
WA93 600 x 200



WA94 300 x 100  
WA95 600 x 200



WA96 300 x 100  
WA97 600 x 200



WA108 300 x 100  
WA109 600 x 200



WA110 300 x 100  
WA111 600 x 200



WA112 300 x 100  
WA113 600 x 200



WA114 300 x 100



WA115 300 x 100  
WA116 600 x 200



WA117 600 x 200



WA121 600 x 200



WA122 600 x 200



WA214 200 x 75



WA215 200 x 75



WA216 200 x 75



WA91 100 x 100



WA106 100 x 100  
WA107 200 x 200



WA81 200 x 300  
WA82 400 x 600



WA83 200 x 300  
WA84 400 x 600



WA84A 200 x 300  
WA84B 400 x 600



WA87 200 x 300  
WA88 400 x 600



WA89 200 x 300  
WA90 400 x 600



WA98 200 x 300



WA99 200 x 300



WA100 200 x 300  
WA101 400 x 600



WA102 200 x 300  
WA103 400 x 600



WA104 200 x 300  
WA105 400 x 600



WA243 150 x 200



WA118 600 x 450



WA119 600 x 450



WA120 600 x 450



WA125 600 x 450



WA126 600 x 450



WA265 600 x 450



ADD THE  
NUMBERS  
OF YOUR  
CHOICE

SWL .....

WA122AT 300 x 100  
WA122BT 600 x 200



WA123 75 x 50



WA124 75 x 50



WA129 200 x 300  
WA130 400 x 600



WA131 200 x 300  
WA132 400 x 600



WA266 75 x 100



WA127 600 x 450



WA128 600 x 450



WA133 600 x 450



WA134 600 x 450



WA135 600 x 450



WA136 600 x 450



WA137 600 x 450



WA138 600 x 450



WA139 600 x 450



WA220 600 x 450



WA221 600 x 450



WA229 600 x 450



WA240 600 x 450



WA255 600 x 450



WA256 600 x 450



## Hazard

 <b>Dangerous chemicals</b> WA85 200 x 300 WA86 400 x 600	 <b>Harmful substance</b> WA140 200 x 300	 <b>Pesticide</b> WA141 200 x 300	 <b>Dangerous substances</b> WA142 200 x 300	 <b>Mixed hazards</b> WA143 200 x 300	 <b>Flammable solid</b> WA144 200 x 300	 <b>Flammable liquid</b> WA145 200 x 300
 <b>Flammable gas</b> WA146 200 x 300	 <b>Dangerous when wet</b> WA147 200 x 300	 <b>Spontaneously combustible</b> WA148 200 x 300	 <b>Organic peroxide</b> WA149 200 x 300	 <b>Oxidizing agent</b> WA150 200 x 300	 <b>Corrosive</b> WA151 200 x 300	 <b>Compressed gas</b> WA152 200 x 300
 <b>Explosive substance</b> WA153 200 x 300	 <b>Toxic</b> WA154 200 x 300	 <b>Toxic gas</b> WA155 200 x 300	 <b>Danger Solvents</b> WA156 200 x 300	 <b>Danger Acid</b> WA157 200 x 300	 <b>Laser Beam</b> WA158 200 x 300	 <b>Biological Hazard</b> WA159 200 x 300
 <b>Hazardous waste</b> WA217 200 x 300	 <b>Danger High noise levels</b> WA222 200 x 300 WA223 400 x 600	 <b>Caution Very hot water</b> WA224 200 x 300	 <b>Danger Radiation risk</b> WA227 200 x 300	 <b>Customer Parking Only</b> WA228 400 x 600 Unauthorised parking may result in your vehicle being clamped or removed.	 <b>Danger Asbestos removal</b> WA235 200 x 300 WA236 400 x 600	 <b>Caution Battery charging area</b> WA252 200 x 300

The Dangerous Substances and Explosive Atmospheres Regulations (DSEAR) 2002 came into force on the 30th June 2003. (example signs to right)

The DSEAR applies to all dangerous substances, in all businesses with risks from fire or explosions from these substances being used in potentially explosive atmospheres.

As dangerous substances can be found in most workplaces, it is essential that all employers and the self employed comply with this regulation.

Use the signs shown to the right to warn of all potentially explosive situations.

 <b>Danger Explosive atmosphere</b> WA225 200 x 300	 <b>Danger Explosive atmosphere</b> WA226 200 x 300	 <b>X-rays</b> WA241 300 x 100 Do not enter when red light is on
		 <b>Caution Laser beam</b> WA242 300 x 100

 <b>Mind your head</b> WA253 400 x 35	 <b>Mind the step</b> WA254 400 x 35	 <b>Danger Drop below</b> EC25 200 x 300 EC26 400 x 600	 <b>Danger Risk of falling</b> EC27 200 x 300 EC28 400 x 600	 <b>Danger Low temperature</b> EC31 200 x 300 EC32 400 x 600	 <b>Risk of Freezing</b> EC33 200 x 300 EC34 400 x 600
--	---	---	---	--	--



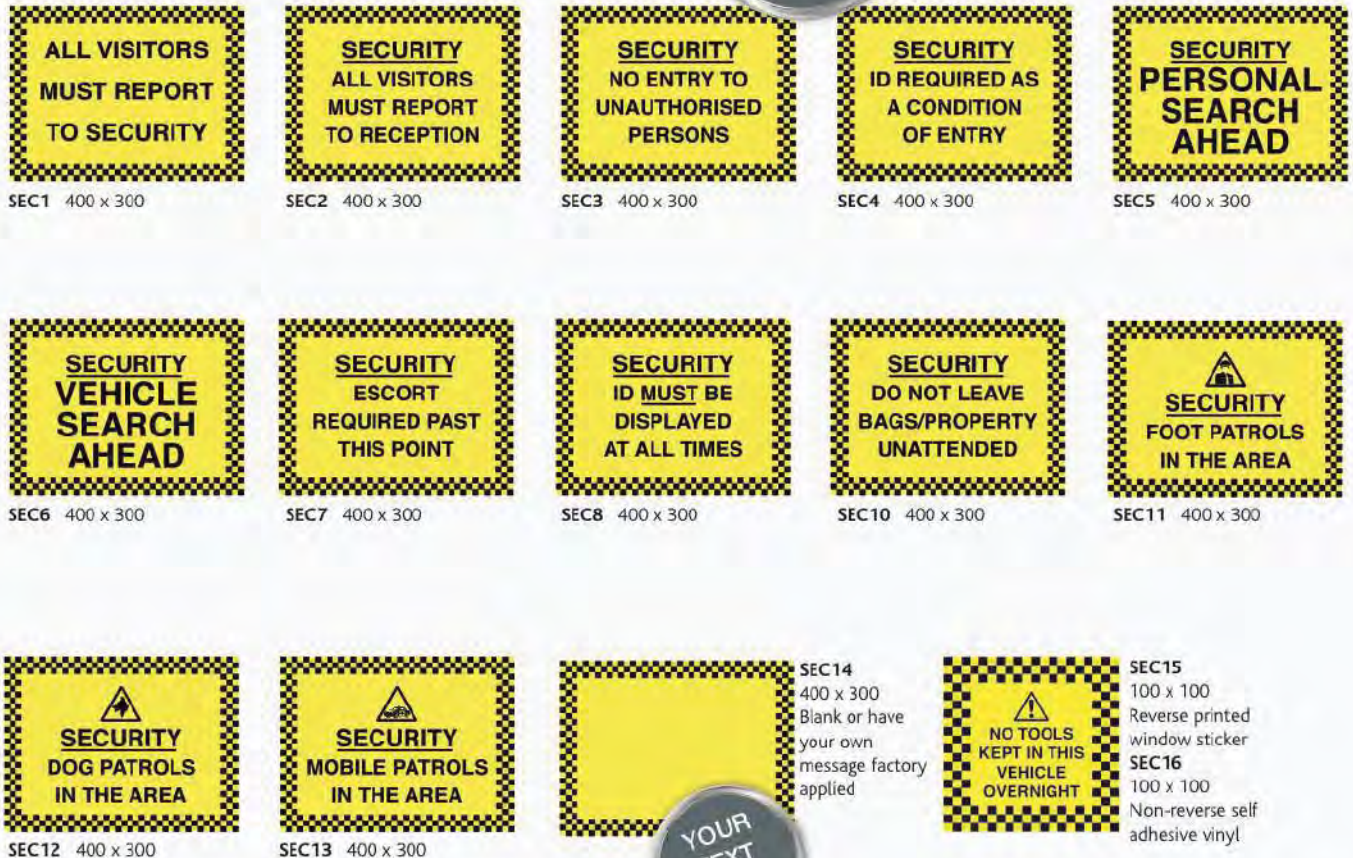
The General Data Protection Regulations (GDPR) came into force in May 2018 and anyone with CCTV must cooperate and use their systems within the new guidelines. Any businesses that have a CCTV system are already obliged to notify people that images of them are being collected. This is called 'personal data'. The most effective method of alerting people is via clearly placed signs within any area captured by the cameras.

Available in Self Adhesive Vinyl, 1mm PVC, 3mm Aluminium and 3mm Foamex plate only or with fixing channel, for post mounting.



BARRIER  
TAPES ON  
PAGE 124

Security



YOUR  
TEXT  
HERE





WH1 300 x 400



WH2 300 x 400



WH3 300 x 400



WH4 300 x 400



WH5 300 x 400



WH6 300 x 400



WH7 300 x 400



WH8 300 x 400



WH9 300 x 400



WH10 300 x 400



WH11 300 x 400



WH12 300 x 400



WH13 300 x 400



WH14 300 x 400



WH15 300 x 400



WH35 300 x 400



WH36 300 x 400



WH37 300 x 400





WH16 300 x 400



WH17 300 x 400



WH18 300 x 400



WH19 300 x 400



WH20 300 x 400



WH21 300 x 400



WH22 300 x 400



WH23 300 x 400



WH24 300 x 400



WH25 300 x 400



WH26 300 x 400



WH27 300 x 400



WH28 300 x 400



WH29 300 x 400



WH30 300 x 400



WH31 300 x 400



WH32 300 x 400



WH33 300 x 400



WH34 300 x 400



WH38 600 x 450





## Multi-Purpose

A confined space is a place which is substantially enclosed (though not always entirely) and where serious injury can occur from hazardous substances or conditions within the space (e.g. lack of oxygen). Use this range of signs to warn of any potential dangers.

Should you require confined space signs of your own wording, please contact our sales office for advice. All the signs shown conform to ISO 7010



MU105 400 x 300



MU106 400 x 300



MU107 400 x 300



MU108 400 x 300



MU109 400 x 300



MU110 400 x 300



MU111 400 x 300



MU112 400 x 300



MU23 400 x 300



MU24 400 x 300



MU27 300 x 200



MU28 300 x 200



MU29 400 x 300



CO3 400 x 300







MU1 600 x 450



MU2 600 x 450



MU3 600 x 450

MU4 400 x 300



MU5 600 x 450



MU6 600 x 450



MU7 600 x 450



MU8 600 x 450



MU9 600 x 450



MU10 600 x 450



MU11 600 x 450



MU17 400 x 300



MU18 400 x 300



MU19A 400 x 300

MU19 600 x 450



MU20 800 x 600



MU21A 400 x 300

MU21 600 x 450



MU22 400 x 300



Ensure your site is safe through the use of these multi-purpose signs. All signs are available in 1mm rigid plastic or self adhesive vinyl.





CO4 400 x 300



CO5 400 x 300



CO6 400 x 300



CO7 400 x 300



CO8 400 x 300



CO9 400 x 300



CO10 400 x 300



MA99 400 x 300



MA100 400 x 300



MA101 400 x 300



MA102 400 x 300



MA319 400 x 300



MU400 400 x 300



MU402 400 x 300



MA404 400 x 300



Do you comply with IRR99 Regulation 18?

This legislation places additional requirements to ensure the following:

In CONTROLLED and SUPERVISED areas, suitable and sufficient signs are displayed indicating:

- The type of area (controlled or supervised)
- The nature of the radiation source.
- The risk arising from the source.

The statutory instrument also requires the prohibition of eating, drinking, smoking and the proper maintenance of washing and changing facilities.



IRR1 200 x 300

IRR2 200 x 300  
IRR2A 300 x 400

IRR3 200 x 300



IRR4 200 x 300

IRR5 200 x 300  
IRR5A 300 x 400IRR6 200 x 300  
IRR6A 300 x 400

IRR7 200 x 300



IRR8 200 x 300



IRR9 150 x 200



IRR10 100 x 180



IRR11 100 x 180



IRR12 100 x 180



WA70 200 x 300



WA158 300 x 400



WA217 300 x 400



WA241 300 x 100



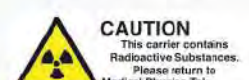
WA242 300 x 100



IRR13 100 x 75



IRR14 180 x 100



IRR15 180 x 60

MA9 200 x 300  
MA10 400 x 600MA13 200 x 300  
MA14 400 x 600

HY13 200 x 300



HY25 200 x 300

PR13 200 x 300  
PR14 400 x 600

PR122 600 x 450



## Braille

### The Disability Discrimination Act Part III 2004

The DDA Part III amendments produced a strict guideline which came into effect on the 1st of October 2004 guaranteeing that equal access must be made to all people using public buildings, including educational establishments.

Signs should be placed at a height suitable for everyone to reach unaided, generally this is recommended to be no lower than 1400mm from the floor and no higher than 1700mm.

Directional signs should be placed at each entry point, as well as signs showing the toilet locations. Fire exit and exit signs should be visible from all locations.

Identification signs (such as door signs) should be located next to the door, in case that door has been left open.



All braille signs available in white on blue or black on white



TAC1 150 X 150  
TAC1B Blue



TAC2 150 X 150  
TAC2B Blue



TAC3 150 X 150  
TAC3B Blue



TAC4 150 X 150  
TAC4B Blue



TAC5 150 X 150  
TAC5B Blue



TAC42 150 X 150  
TAC42B Blue



TAC6 150 X 150  
TAC6B Blue



TAC14 150 X 150  
TAC14B Blue



TAC43 225 X 150  
TAC43B Blue



TAC8 150 X 75  
TAC8B Blue



TAC9 150 X 75  
TAC9B Blue



TAC10 150 X 75  
TAC10B Blue



TAC11 150 X 75  
TAC11B Blue



TAC12 300 X 150  
TAC12B Blue



TAC13 300 X 150  
TAC13B Blue



TAC34 300 X 150  
TAC34B Blue



TAC35 300 X 150  
TAC35B Blue



TAC44 300 X 150  
TAC44B Blue



TAC45 300 X 150  
TAC45B Blue



TAC46 300 X 150  
TAC46B Blue



TAC47 300 X 150  
TAC47B Blue



TAC66 300 X 150  
TAC66B Blue



TAC48 300 X 150  
TAC48B Blue



TAC49 225 x 150  
TAC49B Blue



TAC50 225 x 150  
TAC50B Blue



TAC51 225 x 150  
TAC51B Blue



TAC70 300 x 150



TAC40 150 x 225  
TAC40B Blue



TAC41 150 x 225  
TAC41B Blue



**Basement**TAC54 300 X 150  
TAC54B Blue**Ground**TAC29 300 X 150  
TAC29B Blue**First Floor**TAC30 300 X 150  
TAC30B Blue**Second Floor**TAC31 300 X 150  
TAC31B Blue**Third Floor**TAC37 300 X 150  
TAC37B Blue**Fourth Floor**TAC38 300 X 150  
TAC38B Blue**1**TAC55 150 X 150  
TAC55B Blue**2**TAC56 150 X 150  
TAC56B Blue**3**TAC57 150 X 150  
TAC57B Blue**4**TAC58 150 X 150  
TAC58B Blue**5**TAC59 150 X 150  
TAC59B Blue**6**TAC60 150 X 150  
TAC60B Blue**7**TAC61 150 X 150  
TAC61B Blue**8**TAC62 150 X 150  
TAC562B Blue**9**TAC63 150 X 150  
TAC63B Blue**10**TAC64 150 X 150  
TAC64B Blue

TAC21 400 X 150



TAC22 400 X 150



TAC23 400 X 150



TAC24 400 X 150



TAC25 300 X 150



TAC26 300 X 150



TAC27 300 X 150



TAC28 300 X 150

TAC36  
150 X 150TAC15  
150 X 150TAC16  
150 X 150TAC17  
150 X 150TAC18  
150 X 150TAC19  
150 X 150TAC20  
150 X 150TAC80 200 X 200  
TAC80B BlueTAC81 200 X 200  
TAC81B BlueTAC82\* 200 X 200  
TAC82B\* Blue\* Small wording on  
TAC82 (B) supplied  
in vinylTAC83 200 X 200  
TAC83B Blue**NEW  
SIGNS**



## Contravision Signs

These unique self adhesive signs allow light to pass through the substrate giving vision through the image, yet are unnoticable from the other side.

Face printed to allow the image of the sign on one side. Ideal for windows and doors. Also available for your bespoke requirements. Contact our sales office for more information.



CV02 200 x 300



CV05 200 x 300



CV06 200 x 300



CV07 200 x 300



CV08 200 x 300



CV09 200 x 300



CV10 200 x 300



CV33 200 x 300



CV36 200 x 300



CV37 200 x 300



CV12  
100 x 100



CV14  
100 x 100



CV15  
100 x 100



CV16  
100 x 100



CV18  
100 x 100



CV20  
100 x 100



CV21  
100 x 100

**Staff only**

CV23 300 x 100

**Reception**

CV24 300 x 100

**Office**

CV26 300 x 100

**Private**

CV27 300 x 100

**Representatives seen by appointment only**

CV29 300 x 100



CV34 200 x 75



CV35 200 x 75



CV38 200 x 75



CV39 200 x 75



CV30  
100 x 100



CV31 300 x 200



Use these labels on all smooth surfaces (glass, doors etc). Simply peel off one at a time and use as required. Ideal for areas where space is at a premium. All symbols comply with ISO 7010.



**PR322** 75mm DIA  
24 (6 to a sheet)



**SAL1** 75mm DIA 24  
(6 to a sheet)



**SAL2** 75mm DIA 24  
(6 to a sheet)



**SAL3** 75mm DIA 24  
(6 to a sheet)



**SAL5** 75mm DIA 24  
(6 to a sheet)



**SAL6** 75mm DIA 24  
(6 to a sheet)



**SAL7** 75mm DIA 24  
(6 to a sheet)



**SAL8** 75mm DIA 24  
(6 to a sheet)



**SAL10** 75mm DIA  
24 (6 to a sheet)



**SAL11** 75mm DIA  
24 (6 to a sheet)



**SAL12** 75mm DIA  
24 (6 to a sheet)



**SAL14** 75mm DIA  
24 (6 to a sheet)



**SAL15** 75mm DIA  
24 (6 to a sheet)



**SAL16** 75mm DIA  
24 (6 to a sheet)



**SAL17** 75mm DIA  
24 (6 to a sheet)



SYMBOLS  
OF YOUR  
CHOICE



## Recycling Signs



Main Entrance Sign  
WR1 2440 x 1220



WR2 1200 x 600

WRAP (Waste and Resource Action Program) signs are designed to encourage recycling and act as an aid to a uniformed approach to signage. The UK hopes to recycle 50% of its waste by 2020.



WR3 1200 x 1200



WR10A 1200 x 1200



WR11 1200 x 1200



WR5 600 x 800  
\* Numerals not included



WR7 600 x 800



WR12 600 x 800



WR13 600 x 800



WR6 2440 x 600

## Cone Signs



Produced in 3mm foamex with a heavy duty sleeve fitting attached to the rear, these highly portable signs can be used in a variety of environments. These signs are designed to fit onto one of our 750mm cones and can carry the sign design of your choice.

Contact our sales office for any specialist requirement.

PCS1 600mm x 400mm  
(Sign Only)  
Design of your choice

PCS2 600mm x 400mm  
Complete with 750mm cone





## Recycling Signs

These site recycling signs are available in either flat 3mm foamex for wall mounting or with a hook top to fix to a skip or scaffold pole.



Also available with hook fixing



RC16 600 x 400



RC17 600 x 400



RC18 600 x 400



RC20 600 x 400



RC21 600 x 400



RC22 600 x 400



RC23 600 x 400

## Industrial Euro Bins

Great all round utility bin stands 650mm high and holds 95 litres. Manufactured from toughened polypropylene available in five colours as shown. Use the colours to differentiate between different zones, cells or departments. Alternatively, use for different kinds of waste. Each bin can be provided with a sign from our standard range, or we can apply the text or graphics of your choice.



IWC1

WA217  
200 x 300



IWC2

PR151  
200 x 300



IWC3

SA113  
200 x 300



IWC5

MA13  
200 x 300



IWC6

GE46  
200 x 300



## Recycling Signs

WRAP (Waste and Resource Action Program) signs are designed to encourage recycling and act as an aid to a uniform approach to signage. The UK hopes to recycle 50% of its waste by 2020.

### Electrical



WR01



WR02



WR03



WR04



WR08

### Plastic



WR09



WR10



WR14



WR15



WR18

### Paper



WR19



WR20



WR21



WR22



WR23

### Glass



WR24



WR25



WR29



WR30



WR31



WRAP (Waste and Resource Action Program) signs are designed to encourage recycling and act as an aid to a uniform approach to signage. The UK hopes to recycle 50% of its waste by 2020.

### Metal



WR32



WR33



WR34



WR40



WR41

### Building



WR42



WR43



WR44



WR45



WR46

### Miscellaneous



WR50



WR51



WR52



WR53



WR57



WR59



WR60



WR66



WR67



WR70



## Floor Signs

Bring your message right onto the factory floor (literally). These floor signs give maximum impact to your safety policy. Placed directly onto the floor the aggressive adhesive and polycarbonate protective film will give ultimate durability. They should also remain visible under smokeout conditions occupying the gap between the floor and the smoke curtain. Use in conjunction with the surface preparation kit shown on page 90.



FLO1 300 x 500



FLO2 300 x 500



FLO3 300 x 500



FLO4 300 x 500



FLO5 300 x 500



FLO6 300 x 500



FLO7 300 x 500



FLO10 300 x 500



FLO11 300 x 500



FLO12 300 x 500



FLO13 300 x 500



FLO14 300 x 500



FLO15 300 x 500



FLO16 300 x 500



FLO17 300 x 500



FLO18 300 x 500



## Warehouse Identification

These self adhesive aisle tiles are ideal for use in warehouses, stores and any other applications where clear location marking may be required.



**AT1**  
6 x 9.5mm (1/4" x 3/8")  
168 per sheet  
Minimum order 10 sheets.  
available 0-9 and A-Z.



**AT2**  
14 x 19mm (9/16" x 3/4")  
36 per sheet  
Minimum order 10 sheets.  
available 0-9 and A-Z.



**AT3**  
21 x 38mm (7/8" x 1 1/2")  
12 per sheet  
Minimum order 10 sheets.  
available 0-9 and A-Z.



**AT4**  
21 x 56mm (7/8" x 2 1/4")  
12 per sheet  
Minimum order 10 sheets.  
available 0-9 and A-Z.

## Bay Markers

Identification of bays and aisles improves productivity. Use the markers below to help with efficiency. Folded aluminium with a choice of self adhesive or magnetic edge to affix to racking.



## Quality Counts

### Quality Counts



**QU30** 150 x 200  
**QU30A** 200 x 300

### Quality Counts



**QU31** 150 x 200  
**QU31A** 200 x 300

### Quality Counts



**QU33** 150 x 200  
**QU33A** 200 x 300

### Quality Counts



**QU35** 150 x 200  
**QU35A** 200 x 300

### Quality Counts



**QU37** 150 x 200  
**QU37A** 200 x 300



### Quality Counts



**QU40** 150 x 200  
**QU40A** 200 x 300

### Quality Counts



**QU41** 150 x 200  
**QU41A** 200 x 300

### Quality Counts



**QU42** 150 x 200  
**QU42A** 200 x 300









## General

To relay information, direct, identify or inform, our range of general signs provides the answer. An ideal solution for situations which do not warrant specific safety signage. To project or suspend your general signs use our suspension frames on page 6. These signs are available in our Prestige and Clearview prestige range.

Clearview - Page 99

Satin anodised / Brushed gold - Page 21

CLEARVIEW  
SIGNS ON  
PAGE 96

<b>Staff only</b> GE1 300 x 100	<b>Reception</b> GE2 300 x 100	<b>Office</b> GE3 300 x 100	<b>Showroom</b> GE4 300 x 100	<b>Gents</b> GE5 300 x 100	<b>Ladies</b> GE6 300 x 100			
<b>Toilets</b> GE7 300 x 100	<b>Cloakroom</b> GE8 300 x 100	<b>Enquiries</b> GE9 300 x 100	<b>Canteen</b> GE11 300 x 100	<b>Stores</b> GE12 300 x 100	<b>Private</b> GE13 300 x 100			
<b>Please ring for attention</b> GE15 300 x 100	<b>Thieves will be prosecuted</b> GE16 300 x 100	 GE18 300 x 100	<b>Mess room</b> GE43 300 x 100	<b>Drying room</b> GE44 300 x 100	<b>Site office</b> GE45 300 x 100			
<b>Site toilet</b> GE51 300 x 100	<b>Site manager</b> GE52 300 x 100	<b>Library</b> GE59 300 x 100		<b>Trespassers will be prosecuted</b> GE19 300 x 200	<b>Vehicles and contents are left at owners risk</b> GE20 450 x 250			
<b>Goods inward</b> GE21 300 x 200	<b>Goods outward</b> GE22 300 x 200	<b>Car park</b> GE25 300 x 200	<b>All visitors must report to reception</b> GE32 300 x 200	<b>Way in</b> GE33 300 x 200	<b>Way out</b> GE34 300 x 200			
<b>No parking</b> GE35 300 x 200	<b>Reserved parking</b> GE36 300 x 200	<b>Please keep off the grass</b> GE60 300 x 200	<b>Site car park</b> GE61 600 x 450	<b>Staff car park</b> GE62 600 x 450	 Not every disability is visible <b>Accessible Toilet</b> GE70 300 x 200			
<b>General Waste</b> GE46 200 x 300	 GE53 150 x 200	 GE54 150 x 200	 GE56 150 x 200	 GE28 125 x 150	 GE29A 75 x 150 GE29 125 x 200	 GE30A 75 x 150 GE30 125 x 200	 GE57 125 x 200	 GE58 125 x 200



Gender neutral toilets are public toilets that are not segregated by gender. Unisex public toilets can be designed to benefit a range of people with or without special needs. Use these signs to help identify your toilet facilities. Also available in our Prestige and Clearview ranges (page 97)



GE80 200 x 200



GE81 200 x 200



GE82 200 x 200



GE83 200 x 200



GE84 200 x 300



GE85 200 x 300

## Action Centres



**SACENT1**  
(800mm x 700mm)  
Ideal for organising your statutory first aid obligations within the workplace. Has 20 leaves for displaying information and an acrylic holder for your accident book. First Aid box for 1-10 persons.

ADD  
YOUR  
LOGO  
FOC



**FICENT1**  
(800mm x 700mm)  
Complete with 20 leaf binder for your fire drill records and a perspex wallet for your fire safety books.

ADD  
YOUR  
LOGO  
FOC



**COCENT2**  
(800mm x 700mm)  
This COSHH centre will provide a central focus for crucial shared information. Supplied complete with 10 swing frames to hold 20 sheets and perspex wallet for your safety book.

ADD  
YOUR  
LOGO  
FOC

## Non-reflective Traffic



GE50A 400 x 600



GE50 400 x 600



GE50B 400 x 600



GE47 300 x 300



GE48 300 x 300



GE49 300 x 300

## Design-Your-Sign



**CSG1**  
Disabled toilet



**CSG2**  
Directional arrow straight



**CSG3**  
Directional arrow diagonal



**CSG4**  
Male Toilet



**CSG5**  
Female Toilet



**CSG6**  
Disabled Parking



**CSG7**  
5mph Speed limit



**CSG8**  
10mph Speed limit



**CSG9**  
15mph Speed limit



**GE300**  
200 x 300  
**GE301**  
400 x 600



**GE302** 300 x 100  
**GE303** 600 x 200





## Quality Signs

Quality counts above everything, ask your customers. Use this range of distinctive signs to enforce your quality message throughout the premises. Cannot find the quality signs you require? Contact our sales office. Use the blanks below to create your own specific sign, we will factory apply the message of your choice in any quantity.



QU1 400 x 300



QU2 400 x 300



QU3 400 x 300



QU4 400 x 300



QU5 400 x 300



QU6 400 x 300



QU7 400 x 300



QU8 400 x 300



QU9 400 x 300



QU10 400 x 300



QU11 400 x 300



QU13 400 x 300



QU14 400 x 300



QU15 400 x 300



QU16 400 x 300

## Socket Labels

These self adhesive labels instruct and inform helping to stop potential distribution of electrical equipment. Supplied in packs of 10.



SL1 50 x 18



SL2 50 x 18



SL3 50 x 18



SL4 50 x 18



SL5 50 x 18



SL6 50 x 18



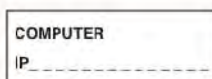
SL7 50 x 18



SL8 50 x 18



SL9 50 x 18



SL10 50 x 18

QUALITY  
CONTROL  
LABELS  
ON  
PAGE 64



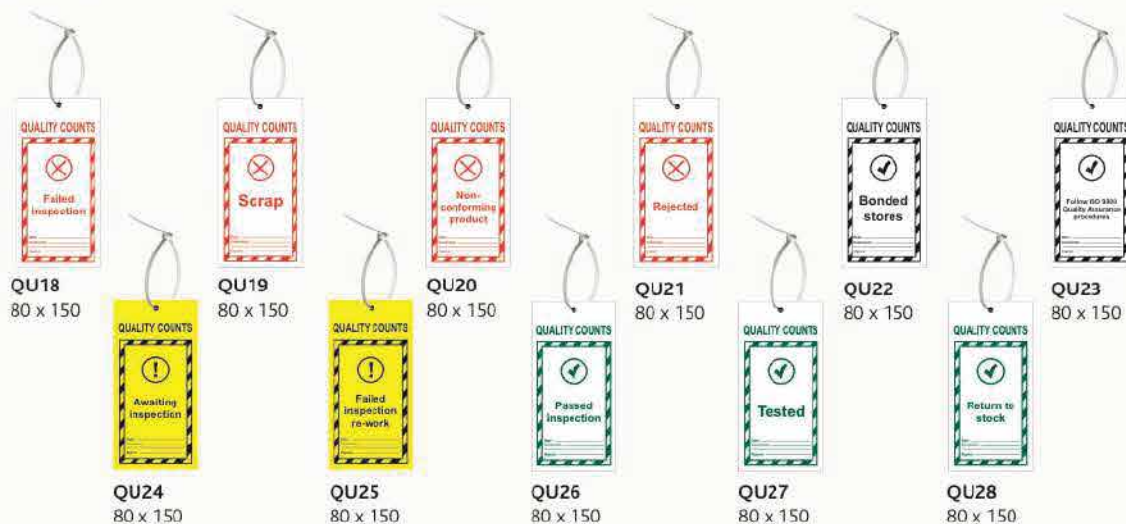


Tye tags printed on flexible plastic and supplied complete with fixing ties. Use them to increase a quality culture in your workplace. Supplied in packs of 10.



## Quality Tye Tags

Tye tags printed on flexible plastic and supplied complete with fixing ties. Use them to increase a quality culture in your workplace. Supplied in packs of 10.





## Quality Control Labels

These vinyl labels will adhere to most surfaces, they help manage your quality and stock systems.  
All Quality Control labels are available in packs of 100 or 500. Each label 51 x 20mm.



SCRAPPED	
DATE:	
BY:	

QC10 51 x 20

STOCK No.	

QC12 51 x 20

INSPECTED	

QC13 51 x 20

REJECTED	
BY:	DATE:
REASON:	

QC14 51 x 20

NOT CALIBRATED	

QC15 51 x 20

QUARANTINED	

QC16 51 x 20

PASSED BY:	
DATE:	

QC18 51 x 20

CALIBRATED	
BY:	DATE:
REASON:	

QC19 51 x 20

NON CONFORMING	
DATE:	

QC20 51 x 20

ACCEPTED	
BY:	
DATE:	

QC21 51 x 20

QA REJECTED	
BY:	
DATE:	

QC22 51 x 20

TESTED BY:	
DATE:	

QC23 51 x 20

SERIAL No.	

QC24 51 x 20

## Test Labels

TESTED FOR ELECTRICAL SAFETY	
BY:	DATE:
NEXT DUE:	

QC25 51 x 20

TESTED FOR GAS SAFETY	
BY:	DATE:
GAS: PPM:	

QC26 51 x 20

MONTHLY CALIBRATION	
BY:	DATE:
NEXT CALIBRATION:	

QC27 51 x 20

3 MONTHLY CALIBRATION	
BY:	DATE:
NEXT CALIBRATION:	

QC28 51 x 20

6 MONTHLY CALIBRATION	
BY:	DATE:
NEXT CALIBRATION:	

QC29 51 x 20

PRESSURE TESTED	
BY:	DATE:
BAR:	

QC30 51 x 20

PRESSURE TESTED	
BY:	DATE:
PSI:	

QC31 51 x 20

CALIBRATED	
BY:	DATE:
NEXT TEST DUE:	

QC32 51 x 20

TESTED	
DATE:	
INITIALS:	
NEXT DUE:	

QC33 51 x 20

INSTRUMENT CHECKED	
BY:	DATE:
NEXT DUE:	

QC34 51 x 20

TESTED FOR EMC	
BY:	DATE:
NEXT TEST DUE:	

QC35 51 x 20

ELECTRICAL SAFETY TEST	
BY:	DATE:
NEXT TEST DUE:	
FAILED:	

QC36 51 x 20

SERIAL NO.	
NO:	
TESTED:	
BY:	

QC37 51 x 20

ELECTRICAL SAFETY TEST	
BY:	DATE:
NEXT TEST DUE:	
PASSED:	

QC38 51 x 20



To assist people with both dementia and sight problems, we have produced a range of high visibility information signs.

The graphics used are universally recognised, and the colour contrast of these signs ensures maximum visibility.



DE01 350 X 120



DE02 350 X 120



DE03 350 X 120



DE04 350 X 120



DE05 350 X 120



DE07 350 X 120



DE08 350 X 120



DE09 350 X 120



DE10 350 X 120



DE12 350 X 120



DE14 350 X 120



DE15 350 X 120



DE16 350 X 120



DE17 350 X 120



DE19 350 X 120



DE20 350 X 120



DE22 350 X 120



DE25 350 X 120



DE27 220 X 170  
Satin anodised frame and insert

## Bespoke Dementia Signage

Personalise rooms using this easily interchangeable door sign manufactured from satin-anodised aluminium, you can use your own printer to produce photos and insert or ask our sales team for assistance.



## Patient Name Boards

The NHS is committed to providing every patient with same sex accommodation to help safeguard their privacy and dignity when they are often at their most vulnerable. They are also committed to ensuring that patients are treated in clean and pleasant hospital surroundings and that the staff will do all they can to protect people's privacy and dignity. Treating people as individuals, whatever their differences or values, and ensuring that their particular needs are met, is central to the NHS's philosophy of ensuring the very highest levels of privacy, dignity and respect. Use this range of signs to help reinforce your policy.



#hello my name is...	About Me:
My Name is:	
My Midwife Today is:	
My Consultant is:	What Matters to Me Most:
Expected Discharge Date:	

PAB1 600 x 400  
PAB2 300 x 200

#hello my name is...	About Me:
My Name is:	
My Nurse Today is:	
My Consultant is:	What Matters to Me Most:
Expected Discharge Date:	

PAB3 600 x 400  
PAB4 300 x 200

#hello my name is...	About Me:
My Name is:	
My Nurse Today is:	
My Consultant is:	What Matters to Me Most:
Expected Discharge Date:	

PAB5 600 x 400  
PAB6 300 x 200


#hello my name is...	About Me:
My Name is:	
My Nurse Today is:	
My Consultant is:	What Matters to Our Family:
Expected Discharge Date:	

PAB7 600 x 400  
PAB8 300 x 200

For bespoke boards to your design  
contact our sales office

## Dignity Boards

Manufactured from 3mm Dibond with an aluminium hook \* these signs are designed to be hung over the curtain rail surrounding a patient bay. The dignity sign acts as a warning to members of staff and the public not to enter whilst the sign is being displayed helping to maintain the patient's privacy. Available in two formats to give maximum contrast against the background they are being hung on.  
\*Total visible length of sign 600mm



PDRW 200 x 300



PDRB 200 x 300







#### Self-Adhesive Vinyl



Self-Adhesive Vinyl (SAV) is a flexible and versatile PVC substrate with a permanent adhesive backing. It is best suited to internal locations as it is not as durable externally as other materials such as Correx or Foamex.

#### Foamex (3, 5 and 10mm)



PVC Foam board is a highly versatile sheet material popular for use in external signage. Available in a choice of thicknesses and preformed in a range of colours, Foamex is a cost effective medium which can be shaped or heat bent.

#### Correx



Correx is a lightweight, durable and weather proof fluted polypropylene board suitable for indoor and outdoor use. Correx signs are ideally suited for outdoor temporary signage, such as builder's name boards, site boards and estate agent signs.

#### Tuff



A premium GRP/ Fibreglas substrate. The sub-surface print offers both excellent weather and vandal resistance. These signs produced in 3mm thick GRP can be used time and time again.

#### 1mm Rigid Plastic



White extruded calendered PVC sheeting is ideal for internal and external locations. The smooth white finish is easy to keep clean and offers exceptional rigidity. With a class 1 fire rating and excellent UV resistance 1mm rigid plastic is fully recyclable.

#### Over-laminate



Over-laminates and protective films offer additional protection and resistance to dirt, pollution, UV degradation and graffiti. All of the materials listed above can be protected with over-laminates to prolong their project lifespan.



## Site Safety

These factory printed site safety boards are ideal for enforcing your safety policy.

They can incorporate company logos and colours. We can hold quantities in stock, ready for immediate despatch.

All boards shown are printed on 3mm foam PVC.



BASE5  
1000 x 1000

BASE6  
1000 x 800



BASE7  
600 x 1100

BASE8  
600 x 900



BASE9  
900 x 700

BASE10  
900 x 600



MU13A 800 x 600  
MU13B 800 x 700



MU14A 800 x 600  
MU14B 800 x 700



MU25 800 x 600  
MU25A 800 x 700



MU26 800 x 600  
MU26A 800 x 700



MU30 800 x 600  
MU30A 800 x 700



MU31 800 x 600  
MU31A 800 x 700



MU32 800 x 600  
MU32A 800 x 700



MU33 800 x 600  
MU33A 800 x 700



MU34 800 x 600  
MU34A 800 x 700



MU305 600 x 800



ADD  
YOUR  
OWN  
LOGO

## Budget Site Signs

Add your company name and logo at no additional cost.



CX04 600 x 450  
CX04A 600 x 550  
CX05 600 x 450  
CX05A 600 x 550  
as above but reads 'reception'



CX06 600 x 450  
CX06A 600 x 550



CX09 600 x 450  
CX09A 600 x 550



CX18 600 x 450  
CX18A 600 x 550



CX20 600 x 450  
CX20A 600 x 550



CX22 600 x 450  
CX22A 600 x 550



CX23 600 x 450  
CX23A 600 x 550



CX27 600 x 450  
CX27A 600 x 550



CX28 600 x 450  
CX28A 600 x 550



CX29 600 x 450  
CX29A 600 x 550



CX30A 800 x 700



CX31A 800 x 700



CXBASE7 600 x 1100



CX25 600 x 700  
CX25A 600 x 800



CX80 400 x 300  
CX81 600 x 400  
CX82 800 x 600



CX01 200 x 300  
CX02 400 x 600



CX07 200 x 300  
CX08 400 x 600



CX24 400 x 600

AVAILABLE  
IN OTHER  
MATERIALS  
CONTACT OUR  
SALES OFFICE  
FOR DETAILS



## Tuff Signs



Produced in rugged, hard wearing GRP, Tuff signs can be used and re-used time and time again. Sub-surface printed for extra durability and with minimal UV fade, they are amongst the most highly vandal resistant signs currently available.

This range incorporates all of our best selling site safety signs, all of which have been updated to conform fully to ISO 7010. If you require a design other than the range illustrated, please contact our sales office.



TUF01 400 x 600



TUF02 600 x 450



TUF03 400 x 600



TUF04 400 x 600



TUF05 400 x 600



TUF10 300 x 400



TUF11 300 x 400



TUF12 300 x 400



TUF14 300 x 400



TUF18 600 x 450



TUF19 600 x 450



TUF20 600 x 450



TUF21 600 x 450



TUF22 600 x 450



TUF23 400 x 600



TUF24 600 x 450



TUF25 600 x 450





TUF29 600 x 450



TUF34 400 x 600



TUF40 400 x 600



TUF27 800 x 600



TUF28 800 x 600



TUF41 800 x 600



TUF42 800 x 600



TUF43 800 x 600



TUF44 800 x 600



TUF45 800 x 600



TUF46 800 x 600



TUF47 800 x 600



TUF30 600 x 800



## Site Safety Banners



CB10 800 x 600



CB11 800 x 600



CB12 800 x 600



CB14 800 x 600



CB16 800 x 600



CB18 800 x 600



CB25 800 x 1200



CB19 800 x 600



CB27 800 x 600



CB29 800 x 600



CB30 800 x 600



CB31 800 x 600



CB20 1200 x 800



CB21 1200 x 800



CB24 1200 x 800



Printed on 3mm foam PVC, these durable heat bent signs hook neatly over scaffold and railings, forewarning of hazards and helping to prevent accidents before they happen.

The hook-sign concept can be tailored to meet your individual requirements of size and design.



**FB1** 400 x 600  
(face size)



**FB2** 400 x 600  
(face size)



**FB3** 600 x 400  
(face size)



**FB5** 600 x 400  
(face size)



**FB6** 600 x 400  
(face size)



**FB7** 400 x 600  
(face size)



**FB9** 600 x 400  
(face size)



**FB10** 600 x 400  
(face size)



**FB11** 600 x 400  
(face size)



**FB13** 600 x 400  
(face size)



**FB14** 600 x 400  
(face size)



**FB15** 500 x 400  
(face size)



**FB16** 600 x 400  
(face size)



**FB17B** 600 x 400  
(face size)



**FB8** 400 x 600  
(face size)



## Budget Site Signs

These signs are designed to give concise information on construction sites. Manufactured in a lightweight fluted correx they lend themselves to both temporary and semi permanent use.



CX40 300 x 300



CX41 300 x 300



CX42 300 x 300



CX43 400 x 300  
CX44 600 x 400  
CX45 800 x 600



CX46 400 x 300  
CX47 600 x 400  
CX48 800 x 600



CX49 400 x 300  
CX50 600 x 400  
CX51 800 x 600



CX52 400 x 300  
CX53 600 x 400  
CX54 800 x 600



CX55 400 x 300  
CX56 600 x 400  
CX57 800 x 600



CX58 400 x 300  
CX59 600 x 400  
CX60 800 x 600



CX61 400 x 300  
CX62 600 x 400  
CX63 800 x 600



CX64 400 x 300  
CX65 600 x 400  
CX66 800 x 600



CX67 400 x 300  
CX68 600 x 400  
CX69 800 x 600



CX70 400 x 300  
CX71 600 x 400  
CX72 800 x 600



CX87 600 x 450



CX88 600 x 450



CX89 600 x 450



CX90 600 x 450



CX91 600 x 450



CX92 600 x 450



Sign Clip SC10  
tie wrap not included Sign clips sold in packs of 10



NT2  
380 x 7.6mm Zip-ties sold in packs of 10





CX93 600 x 450



CX29 600 x 450



CX95 600 x 400



CX96 600 x 400



CX10 400 x 600



CX21 400 x 600



CX85 400 x 600



CX86 400 x 600



CX94 200 x 300  
CX94A 400 x 600



## Cone Signs



PCS2 600mm x 400mm  
Complete with 750mm cone

Help enforce your safety message with this new range of sleeve fitted signs, designed to fit on to our 750mm high cone. Choose the design of your choice as sign only or add BCP3 (750mm high cone) for the complete unit.



PCS1 600mm x 400mm  
(Sign Only)  
Design of your choice



## General

To relay information, direct, identify or inform, our range of general signs provides the answer. An ideal solution for situations which do not warrant specific safety signage. Contact our sales office for alternative material options.



**Site  
car park**

GE61 600 x 450

**Staff  
car park**

GE62 600 x 450

**Sub  
contractors  
car park**

GE63 600 x 450

**Customer  
car park  
only**

GE64 600 x 450

**Trespassers  
will be  
prosecuted**

GE19 300 x 200

**Goods  
inward**

GE21 300 x 200

**Goods  
outward**

GE22 300 x 200

**Car  
park**

GE25 300 x 200

**Visitors  
car park**

GE26 300 x 200

**Private  
car park**

GE27 300 x 200

**All visitors  
must report  
to reception**

GE32 300 x 200

**Way  
in**

GE33 300 x 200

**Way  
out**

GE34 300 x 200

**No  
parking**

GE35 300 x 200

**Reserved  
parking**

GE36 300 x 200

  
Not every disability is visible  
**Accessible Toilet**

GE70 300 x 200

**Staff only**

GE1 300 x 100

**Reception**

GE2 300 x 100

**Office**

GE3 300 x 100

**Gents**

GE5 300 x 100

**Ladies**

GE6 300 x 100

**Toilets**

GE7 300 x 100

**Enquiries**

GE9 300 x 100

**Entrance**

GE10 300 x 100

**Canteen**

GE11 300 x 100

**Stores**

GE12 300 x 100

**Private**

GE13 300 x 100

**Please ring  
for attention**

GE15 300 x 100

**Thieves will  
be prosecuted**

GE16 300 x 100

**Cheques will only be  
accepted if accompanied  
by a bankers card**

GE17 300 x 100



GE18 300 x 100

**Site agent**

GE41 300 x 100

**Site office**

GE45 300 x 100

**General  
Waste**

GE46  
200 x 300

  
**Disabled  
Parking  
Only**

GE53  
150 x 200

**Enhancements  
have been  
made to this  
building  
in an effort  
to comply with  
Part III of the  
Disability  
Discrimination  
Act 1995**

GE54  
150 x 200



**Disabled  
ramp access  
only**

GE56  
150 x 200

**Site manager**

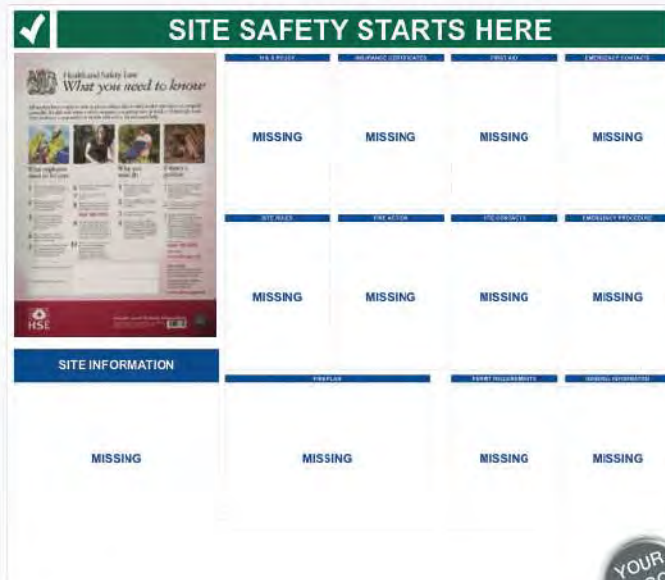
GE52 300 x 100

**Site toilet**


GE51 300 x 100



Use the Site Safety Information boards shown below as a central point for all important documents to be displayed. These boards are designed to accept your company name and logo, available in three sizes our bespoke signage department can produce boards to your own size and design with as many wallets as required. Please contact our sales office for further information. Manufactured in 3mm foam PVC.



IB2 1400 x 1220  
IB2/HSL with HSL Poster



IB3 810 x 1220  
IB3/HSL with HSL Poster



IB5 810 x 900  
IB5/HSL with HSL Poster



## Photoluminescent Safety Signs

In emergency situations, safe evacuation of premises should be the first priority. Night-time, windowless or smoke filled areas can cause serious reduction in visibility, allowing panic and disorientation to quickly take over.

In smoke filled areas normal emergency safety lighting will become ineffective. GEMGLOW® photoluminescent, glow in the dark signs, provide a very cost effective solution.

Glowing in the dark for upto 7 hours, GEMGLOW® is a PSPA "Class C" rated Product.

Use GEMGLOW® to provide the marking of emergency escape routes, by using a continuous line of wall markers to identify the direction of the escape route, fire exits, doors, stairways and for the location of fire fighting and emergency equipment.

GEMGLOW® signs are a 2 in 1 product - combining the ease of self adhesive fixing with the strength and durability of rigid plastic. Reverse printed and sealed with factory applied self adhesive.

Use GEMGLOW® signs in conjunction with wayfinding systems.


All GEMGLOW® products comply to IEC 60695-2-1/2:1994 ensuring GEMGLOW® is produced on non-flaming substrate.

For any further information or advice contact our sales team .




**GEMGLOW®**  
glow in the dark signage

Simply the most competitive high  
lume' photoluminescent available







The signs below are designed to meet The Health Technical Memorandum 65 (Sign Guide 2), and enhance the ISO 7010 pictograms with the addition of flames. Produced for hospitals and healthcare facilities. Those responsible for signing such establishments are strongly advised to use these signs where practical.



Use these signs to help comply to the DDA Regulations.

Use to mark emergency escape routes and refuge points for all staff and visitors within your workplace where practical.





## Photoluminescent Safety Signs

Even during total loss of light our photoluminescent range of signs will be instantly visible. Providing crucial evacuation and instructional information, even in the event of a blackout situation, the ultimate in safety signage.



PH49 200 x 300



PH50 200 x 300



PH51 200 x 300



PH52 200 x 300



PH53 200 x 300



PH247 200 x 300



PH248 200 x 300



PH249 200 x 300



PH250 200 x 300



PH251 200 x 300



PH252 200 x 300



PH253 200 x 300



PH254 200 x 300



PH255 200 x 300



PH256 200 x 300



PH257 200 x 300



PH258 200 x 300



PH260 200 x 300



PH261 200 x 300



PH262 200 x 300



PH263 200 x 300



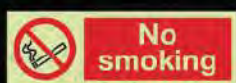
PH264 200 x 300



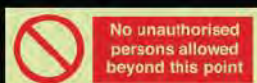
PH265 200 x 300



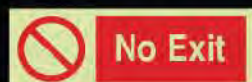
PH316 300 x 200



PH39 300 x 100



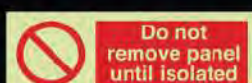
PH40 300 x 100



PH46 300 x 100



PH47 300 x 100



PH48 300 x 100



FLO11F  
120 x 300 Photoluminescent





## Photoluminescent Fire Signs



PH33 200 x 300



PH34 200 x 300



PH35 200 x 300



PH36 200 x 300



PH30 300 x 100



PH31 300 x 100



PH32 300 x 100



PH37 300 x 100



PH38 300 x 100



PH41  
150 x 150



PH42  
150 x 150



PH43  
150 x 150



PH44  
150 x 150



PH45  
150 x 150



PH45A  
150 x 150



PH48A  
150 x 150



PH54  
100 x 100



PH55  
100 x 100



PH56  
100 x 100



PH57  
100 x 100



PH58  
100 x 100



PH59  
100 x 100



EN3PH  
82 x 202



EN4PH  
82 x 202



EN5PH  
82 x 202



EN6PH  
82 x 202



EN7PH  
82 x 202



EN8PH  
82 x 202



EN9PH  
82 x 202



EN10PH  
82 x 202



EN11PH  
82 x 202



PH26 200 x 300  
PH26A 150 x 200



PH27 200 x 300



PH28 200 x 300



PH237 200 x 300  
PH237A 150 x 200



PH238 200 x 300



PH297 200 x 300



PH296 400 x 300  
(English, French and German)



PH60 60mm  
Photoluminescent floor  
marker dots supplied  
12 to a sheet



PH61 60mm  
Photoluminescent floor  
arrow supplied 8 to a  
sheet



PHOTOLUME  
FIRE EXIT  
SIGNS ON  
PAGE 8



## Modular Grid Signs



Modular Grid Signs are a new and innovative form of business signage. Designed to guide you to your destination. Easy to fit with or without a light fitting. Let our team help you to design your own graphics or choose from a wide range of common graphics used to help identify key personnel, key departments and communicating information at the right place helping to maintain health and safety of staff and customers.

Modular Grid Signs are designed to replace an existing suspended ceiling tile on 24mm and 15mm grid systems 600 x 600mm.

Simply remove the existing ceiling tile and put a Modular Grid Sign in its place. You can fit the signs under an existing flat 600 x 600mm modular light fitting or fit them without light fittings.

To fit Modular Grid Signs to the following :

- 1.) In a 600 x 600mm modular metal tile ceiling you will need a modular grid channel frame and hanging brackets
- 2.) For a plasterboard suspended ceiling you will need a modular grid tee frame
- 3.) For a solid ceiling you will need a modular grid channel frame





Use this range of modular grid signs to help identify key areas and departments within your building.



Patent Pending 1620672.4



## Custom Made Safety Signs

As the need for more specialised signs increases the importance of cost effective quick turnaround specials is vital.

Use the guide shown to create a sign to suit your requirements and we will factory apply the symbol and text of your choice in any quantity, using upper and lower case as standard, please specify if all upper case is required.



Design your own safety signs. Following the 4 easy steps below:



**Chose Your type & size of sign.**  
Example:  
Hazard sign  
200 x 300  
WA300



**Chose Your symbol.**  
Example:  
Beware toxic material  
symbol  
CSW5  
WA300 + CSW5



**Chose Your text.**  
Example:  
Danger  
Risk of toxic gases  
WA300 + CSW5+TEXT



**Chose Your material.**  
Example:  
Rigid Plastic (R)  
WA300 + CSW5 +  
TEXT + RIGID

### Additional services:

#### Multi-lingual signs

Simply request a quote with your requirements.

#### Personalised signs

Help promote your company as a true enforcer of Health and Safety for your visitors.

#### A complete service


We can survey, design, manufacture and install your signage projects.






CHOOSE  
YOUR  
SYMBOLS  
FROM  
PAGE 86

#### Hazard Blanks (WA)



WA198 200 x 300  
WA199 400 x 600



WA300 200 x 300  
WA301 400 x 600



WA302 300 x 100  
WA303 600 x 200



WA206 300 x 100  
WA207 600 x 200

#### Safe Condition Blanks (SA)



SA103 200 x 300  
SA104 400 x 600



SA300 200 x 300  
SA301 400 x 600



SA302 300 x 100  
SA303 600 x 200



SA101 300 x 100  
SA102 600 x 200

#### Mandatory Blanks (MA)



MA191 200 x 300  
MA192 400 x 600



MA300 200 x 300  
MA301 400 x 600



MA302 300 x 100  
MA303 600 x 200



MA193 300 x 100  
MA193A 600 x 200

#### Fire Equipment Blanks (MA)



FI300 200 x 300  
FI301 400 x 600



WA302 300 x 100  
WA303 600 x 200



MA194 100 x 100  
MA195 150 x 150

#### Prohibition Blanks (PR)



PR300 200 x 300  
PR301 400 x 600



PR302 300 x 100  
PR303 600 x 200

#### General Blanks (GE)



GE300 200 x 300  
GE301 400 x 600



GE302 300 x 100  
GE303 600 x 200

Multi-Purpose Signs use these with combination of symbols and text



CO303 600 x 200



CO304 600 x 200



CO305 600 x 200



CO300 400 x 300




CO301 400 x 300



CO302 400 x 300



MU300 600 x 450



MU301 600 x 450



MU302 600 x 450

STANDARD  
MULTI-  
PURPOSE  
SIGNS  
PAGE 46





CSW1  
Hazard



CSW2  
Electric



CSW3  
Flammable  
material



CSW4  
CCTV  
cameras



CSW5  
Toxic  
material



CSW6  
Danger of  
death by  
electricity



CSW7  
Corrosive



CSW8  
Slippery  
surface



CSW9  
Ionising  
radiation



CSW10  
Trip  
hazard



CSW11  
Deep water



CSW12  
Fragile roof



CSW13  
Non-ionising  
radiation



CSW14  
Industrial  
vehicles



CSW15  
Shallow  
water



CSW16  
Scaffolding  
incomplete



CSW17  
Beware  
of dog



CSW18  
Compressed  
gas



CSW19  
Diving area



CSW20  
Barbed wire



CSW21  
Risk of falling



CSW22  
Biological  
material



CSW23  
Falling objects



CSW24  
Explosive  
material



CSW25  
Laser beam



CSW26  
Sudden drop



CSW27  
High noise  
levels



CSW28  
Low  
temperatures



CSW29  
Overhead loads



CSW30  
Fixed  
obstruction



CSW31  
Oxidising  
material



CSW32  
Heavy goods  
vehicles



CSP1  
Prohibition



CSP2  
No  
smoking



CSP3  
No naked  
flames



CSP4  
No  
pedestrians



CSP5  
Switch off  
mobile phones



CSP6  
No children  
allowed



CSP7  
Do not run



CSP8  
No  
unauthorised  
access



CSP9  
No eating,  
drinking or  
smoking



CSP10  
No cycling



CSP11  
No industrial  
vehicles



CSP12  
No admittance  
with  
pacemakers



CSP13  
Do not use  
scaffold



CSP14  
No  
cameras



CSP15  
Do not use  
ladder



CSP16  
Do not use lift



CSP17  
Not  
drinking water



CSP18  
No swimming



CSP19  
No radios



CSP20  
No dogs





CSM1  
You must do



CSM2  
Wear eye  
protection



CSM3  
Wear foot  
protection



CSM4  
Wear hearing  
protection



CSM5  
Wear hand  
protection



CSM6  
Wear head  
protection



CSM7  
Pedestrians  
must use this  
route



CSM8  
Wear face  
shield



CSM9  
Wear high  
visibility  
clothing



CSM10  
Wash your  
hands



CSM11  
Wear  
laboratory coat



CSM12  
Wear  
respirator



CSM13  
Sound horn



CSM14  
Wear  
protective  
clothing



CSM15  
Fasten  
seat belts



CSM16  
Wear safety  
harness



CSM17  
Wear face  
mask



CSM18  
Keep locked



CSM19  
Place rubbish  
in bins



CSS1  
First aid



CSS2  
Break to obtain  
access



CSS3  
Assembly/  
evacuation  
point



CSS4  
Emergency  
shower



CSS5  
Emergency  
eyewash



CSS6  
First aid  
call point



CSS7  
Emergency call  
point



CSS8  
Disabled refuge  
point



CSS9  
Escape route  
left



CSS10  
Escape route  
right



CSS11  
Way out  
diagonal



CSS12  
Way out  
straight



CSS13  
Emergency  
stop



CSS14  
Drinking  
water



CSF1  
Location of fire  
hose reel



CSF2  
Location of fire  
extinguisher



CSF3  
Location of  
fire alarm call  
point



CSF4  
Location of fire  
phone



CSF5  
Fire point



CSF6  
Emergency  
stop



CSF7  
To direct to the  
location fire  
equipment



CSG1  
Disabled  
toilet



CSG2  
Directional  
arrow  
straight



CSG3  
Directional  
arrow  
diagonal



CSG4  
Male  
toilet



CSG5  
Female  
toilet



CSG6  
Disabled  
parking



CSG7  
5 mph  
speed limit



CSG8  
10 mph  
speed limit



CSG9  
15 mph  
speed limit



## Custom Made


We are able to manufacture signs on most types of material, whatever the quantity. Shown below is a selection of the most commonly requested materials, for our specially produced signs. Please contact our sales office for further information.

### CL - Clearview Prestige Blanks

Manufactured from 6mm clear cast acrylic, graphics are created in frosted vinyl and are reverse applied. Signs are available as a pre-drilled wall mounted sign as shown or as non-drilled projecting sign, as shown in the photo. Each sign comes complete with two chrome fixings. Please specify if you require a wall mounted or projecting sign.



CL11 100 x 150



CL12 300 x 100



### Sat / Gold / In Prestige Blanks

Manufactured from 1.5mm aluminium, silver or gold satin anodised.



SAT32A 200 x 300  
GOLD32A 200 x 300  
IN23 200 x 300



SAT33A 300 x 100  
GOLD33A 300 x 100

IN21 300 x 100



IN22 150 x 200



SAT35 75 dia  
GOLD35 75 dia



IN20 65 dia

### PHB - Photoluminescent Blanks

Our range of Class C photoluminescent blanks are ideal for small quantities of specially worded signs. They will be instantly visible in a blackout. These blanks come complete with a self adhesive backing for easy fitting.



PHB1 300 x 100



PHB2 600 x 200



PHB3 300 x 200



PHB4 600 x 400

### BTS - Road Traffic Blanks

Use these blank traffic signs to enforce your own personal site management policies. Available in 3mm aluminium with or without channel. Manufactured with a Class 2 Reflective face. Add the text of your choice.



BTS1 600 dia



BTS2 600 x 450



BTS3 600 high



BTS4 600 x 450



BTS5 600 x 450

### Blank Armbands



ARM6AB  
(Blank)  
ARM6A  
(min 20) Add  
your own  
text



ARM6BB  
(Blank)  
ARM6B  
(min 20) Add  
your own  
text



ARM6CB  
(Blank)  
ARM6C  
(min 20) Add  
your own  
text



## Aluminium Trays



These aluminium trays can be purchased in mill finish or powdercoated, in 6 standard colours. Other colours are available on request.

Choose the text of your choice, including any logo's if required, these can then be applied using the latest technology.

We can also offer trays of different sizes to suit your specific requirements. Trays can also be supplied in more than one piece, particularly suitable for very large signs, please contact our sales office to discuss your requirements further.

code	aluminium tray sign size(mm)
ALT01	300 x 200
ALT03	600 x 450
ALT05	1200 x 450
ALT07	1600 x 800
ALT09	2400 x 1220



\*Please note colours shown are for illustration purposes only and may differ from those shown.

## GRP Tray Signs




GRP (Glass Fibre Reinforced Plastic) has significant advantages over standard materials. These strong and lightweight signs can be supplied in 6 standard colours.

They are a one piece substrate, ideal as a base for applying graphics of your choice. Other colours and sizes are available on request.

Please quote the stock code and colour code e.g. GRP01B (300 x 200 Moulded GRP sign in black) when ordering.

code	moulded GRP (without channel) size(mm)
GRP01	300 x 200
GRP03	600 x 450
GRP05	1200 x 450
GRP07	1600 x 800
GRP09	2400 x 1220



\*Please note colours shown are for illustration purposes only and may differ from those shown.

## Angle Signs



The sign shown to the left is manufactured from 3mm aluminium.

Powder coated white ready to accept computer generated text of your choice.

Other colours available on request.

This sign is printed on both sides.

code	3mm aluminium size(mm)
ANS1	200 x 200
ANS2	600 x 400



## Display Holders

Use these acrylic holders to compliment your own current scheme, as stand alone items, or use in conjunction with the action centres shown on page 61.

**A4DISP**

To accept 200 x 300



**A5DISP**

To accept 150 x 200



**A5SS**

Display holder will accept any 200 x 300 self adhesive sign.



**A4PDISP**

To accept 300 x 200

## Bondings and Fixings

**MAST1**

Quick and simple to use, sign fix mastic will bond most dry, clean, grease and dust free surfaces without the need for mechanical fixings.



**GUN1**

Use with MAST1



**PRIM1** (1 ltr)

Ideal for preparing most flat surfaces ensuring maximum adhesion.

As supplied with PRIM2.



**PRIM2**

(preparation kit)

Ideal for preparing most flat surfaces ensuring maximum adhesion.




**SC10**

The above clip is ideal as a fixing method for temporary correx signs. Sign clips sold in packs of 10. Use in conjunction with zip ties.



**PP10**

Pressure pads ideal for interior fixing of safety signs to clean, dry surfaces. Supplied in strips of 10.



**VH81** (30m per roll)

High technology adhesive foam tape. Aggressive grip to flat, dry, clean areas.



**NT2**

380mm x 7.6mm  
Zip-Ties sold in packs of 10.

## Aisle Tiles

These self adhesive aisle tiles are ideal for use in warehouses, stores and any other applications where clear location marking may be required.

**5**

**AT1**

6 x 9.5mm (1/4" x 3/8")  
168 per sheet  
Minimum order 10 sheets.  
available 0-9 and A-Z.

**2**

**AT2**

14 x 19mm (9/16" x 3/4")  
36 per sheet  
Minimum order 10 sheets.  
available 0-9 and A-Z.



**AT3**

21 x 38mm (7/8" x 1 1/2")  
12 per sheet  
Minimum order 10 sheets.  
available 0-9 and A-Z.



**AT4**

21 x 56mm (7/8" x 2 1/4")  
12 per sheet  
Minimum order 10 sheets.  
available 0-9 and A-Z.



**AG1**

Graffiti remover  
This highly versatile Thixotropic gel clings to any surface and can be used to rid surfaces of felt tip, ball point ink & most paints and crayons.



**AG2**

Label remover  
This formulation is used for quick and efficient removal of self adhesive labels, stickers, etc, from a variety of surfaces, leaving no adhesive residue.



**AG3**

Degreaser  
The powerful degreasing solvents in censolve ensure the quick and easy removal of grease, oil and contaminants. Non conductive, evaporates quickly leaving no residue.

## Cleaners and De-Greasers





**CH1**  
Per metre  
Brass link  
chain



**CH4**  
Per metre  
zinc plated  
link chain



**CH2**  
Packs of 10  
Brass link  
hook



**CH5**  
Packs of 10  
zinc plated  
link hook



**CH3**  
Per metre  
Brass ball  
chain



**CH6**  
Per metre  
zinc plated  
ball chain



**CH7**  
(Brass) Ball chain  
connector  
pack of 10



**CH8**  
(Zinc coated)  
Ball chain connector  
pack of 10

## Ceiling, Window and Wall Fixings



**SKY 3A**  
(packs of 10)  
Adhesive backed ceiling hooks  
for bonding to clean, grease  
and dust free ceiling areas.



**SPRING1**  
(in pairs)  
Versatile spring clips which  
accommodate drops from  
300mm to 1m.



**SKY1** (4" in pairs)  
**SKY2** (8" in pairs)  
Use to hang the suspended  
frames shown above.



**CEI 1A** (in pairs)  
Strong field ceiling magnets will  
attach to false ceiling support  
frames.



**SLIDE1**  
(packs of 10)  
Plastic slides clip onto false  
ceiling support frames.



**WS1**  
(packs of 10)  
Clear suckers for fixing posters  
to any smooth surface such  
as tiles or glass.



**LOC10**  
(Pack of 4)  
25mm Chrome locators.



**LOC12**  
(pack of 4)  
Budget locators.



**SUS10**  
Suspension Kit complete  
with 2m cable. Accepts up to  
7mm material thickness.



**PROJ3**  
For projecting our suspension  
frames. Stiff spring action allows for  
unwanted interference (supplied  
in pairs)



**SEC22** (Pack of 4)  
**SEC23** (Pack of 100)  
Anti tamper screws.



**SEC26**  
Security screw drill bit.



**SEC30** (Pack of 4)  
**SEC100** (Pack of 100)  
White poly top screws.



**PROJ22**  
(Singles)  
Side projecting clamps.



## Posts, Chains & Frames



### 'S' HOOKS

Supplied in packs of 10 ideal for joining chain to post available in red, yellow and white.

## Posts

Freestanding posts PB900 with either a rubber base for internal use or self fill sand / water base for external use . Makes an ideal physical barrier to forewarn, prohibit or instruct staff and visitors alike.



PB900RW  
40 dia. x 900



PB900W  
40 dia. x 900



PB900BY  
40 dia. x 900



PB900FM  
(Shown to left)  
Includes frame,  
sign and post.  
Please specify  
colour of post and  
code of standard  
range sign when  
ordering.

## Frames

The frames below can be made to the size of your choice.

Ask our Sales Office for details



FM1B  
Black



FM1R  
Red



FM1W  
White



FM1Y  
Yellow

## Frames and Signs

Use for traffic and pedestrians alike

FM1AB  
Black



Use to prohibit or restrict entry to sensitive or dangerous areas

FM1AR  
Red



Use to train and advise

FM1AW  
White



Use to forewarn of hazards

FM1AY  
Yellow





All of the cleaning stands shown are ideal for the marking of potential hazards. **SW10** to **SW18** stands are 233 x 615mm and fold flat for easy storage. Alternatively create your own swing sign using **SW9** or **SW11** where specific hazards or circumstances may arise.



**ST1 (frame only)** -  
900mm high  
Lightweight cleaning stand  
Wire rod frame folds flat  
for easy storage. Legs are  
rubber tipped to protect  
floors and stop sliding. Can  
be supplied as stand only  
or choose from the signs  
above to create a complete  
unit.



**ST4 (frame only)**  
500mm high  
Lightweight cleaning stand  
Use this frame in conjunction  
with SW1 to SW9. All printed  
on both sides with the same  
message with the exception of  
SW1 (see design).



**SW1 (sign only)**  
300 x 400



**SW2 (sign only)**  
300 x 400



**SW3 (sign only)**  
300 x 400



**SW4 (sign only)**  
300 x 400



**SW5 (sign only)**  
300 x 400



**SW9 (sign only)**  
300 x 400



**SW10**



**SW11**



**SW12**



**SW13**



**SW14**



**SW15**



**SW16**



**SW17**



**SW18**



**SW20**



**SW22** interchangeable floor  
stand complete with plastic  
frame attached





These high quality satin anodised aluminium signs are 65mm in diameter. They give clear pictorial information to locations, and can be fixed by using a self-adhesive backing. Adds a professional look to any environment. Please state if self adhesive backing is required.



IN1



IN2



IN3



IN5



IN6



IN7



IN9



IN10



IN11



IN12



IN14



IN15



IN16



IN17



IN18



IN19



SAT27 75mm dia



SAT28 75mm dia



SAT29 75mm dia



SAT30 75mm dia



SAT31 75mm dia





SM1 240 x 160



SM2 240 x 160



SM3 240 x 160



SM5 240 x 160



SM6 160 x 160



SM7 160 x 160



SM8 160 x 160



SM10 160 x 160



SM11 160 x 160



SM14 160 x 160



SM15 160 x 160



SM16 160 x 160



SM17 160 x 160



SM18 160 x 160

These contemporary door signs give instant recognition in a unique way, manufactured from Satin Anodised Aluminium. The detail is cut out to show the background through the face. With no graphics these signs are highly vandal resistant yet compliment any location.

## Prestige Signs

When searching for something more aesthetically pleasing than a standard white faced safety sign, our Prestige range gives you options in either satin anodised silver or in a brushed gold effect. This prestigious range of signs is manufactured from 1.5mm aluminium and come complete with a factory applied self adhesive backing.

### Toilets

GOLD14 300 x 100  
SAT14 300 x 100

### Office

GOLD15 300 x 100  
SAT15 300 x 100

### Gents

GOLD16 300 x 100  
SAT16 300 x 100

### Ladies

GOLD17 300 x 100  
SAT17 300 x 100

### Cloakroom

GOLD18 300 x 100  
SAT18 300 x 100

### Reception

GOLD19 300 x 100  
SAT19 300 x 100



GOLD80 200 x 200  
SAT80 200 x 200



GOLD81 200 x 200  
SAT81 200 x 200



GOLD82 200 x 200  
SAT82 200 x 200



GOLD83 200 x 200  
SAT83 200 x 200



GOLD84 200 x 300  
SAT84 200 x 300



GOLD85 200 x 300  
SAT85 200 x 300



GOLD27B 75 x 150  
GOLD27A 125 x 200  
SAT27B 75 x 150  
SAT27A 125 x 200



GOLD28B 75 x 150  
GOLD28A 125 x 200  
SAT28B 75 x 150  
SAT28A 125 x 200



GOLD34B 75 x 150  
GOLD34A 125 x 150  
SAT34B 75 x 150  
SAT34A 125 x 150

GOLD30A 80 x 300  
SAT30A 80 x 300



GOLD29A 80 x 300  
SAT29A 80 x 300



## Clearview

Manufactured from 6mm clear cast acrylic, this range is the ultimate in contemporary signage. Graphics are reverse applied to give a smooth and practical glass like finish. Signs are available as a pre-drilled wall mounted sign as shown below or as a non-drilled projecting sign. Each sign comes complete with two chrome fixings.

Please specify if you require a wall mounted or projecting sign. Contact our sales office for any bespoke requirement.



CL14 400 x 150



CL15 400 x 150



CL16 400 x 150



CL18 400 x 150



CL19 300 x 150



CL20 300 x 150



CL24 350 x 150



CL10 100 x 150



CL22 150 x 200



CL25 150 x 200



CL28 150 x 200



CL29 200 x 300



CL30 148 x 210



CL31 148 x 210



CL33 148 x 210



CL34 100 x 100



CL35 150 x 200



CL27 200 x 300



CL26 200 x 150







CL1 300 x 100



CL2 300 x 100



CL3 300 x 100



CL4 300 x 100



CL5 300 x 100



CL6 300 x 100



CL7 125 x 200



CL8 125 x 200



CL9 125 x 150



CL11 100 x 150



CL12 300 x 100

## Gender Neutral Clearview



CL84 200 x 300



CL85 200 x 300



CL80 200 x 200



CL81 200 x 200



CL82 200 x 200



CL83 200 x 200

Produced on 6mm clear cast acrylic with reversed applied frosted vinyl graphics



## Glass Awareness

Regulations 14 The Workplace (Health, Safety and Welfare) 1992 states that "Every window and transparent or translucent surface where necessary must be marked. The awareness stickers enables you to comply. Supplied in packs of 5.



GA1 100 dia



GA2 100 dia



GA3 100 x 100



GA5 100 x 100



GA11 80 x 100



GA12 80 x 100





## Desktop Signs



**DT1**  
150 x 50 (face size)



**DT2**  
150 x 50 (face size)



**DT3** 150 x 50 (face size)



**DT5** 150 x 50 (face size)



**DT11**  
150 x 50 (face size)



**DT17**  
150 x 50 (face size)



**DT19**  
150 x 50 (face size)



**DTB23**  
150 x 50 (face size)



## Signsystems Artemis Desktop Signs

These free standing Artemis signs are manufactured from satin anodised aluminium.  
Available in both portrait and landscape complete with black plastic end caps.  
Easily interchangeable inserts can be factory manufactured or printed via your desktop computer.  
All prices include a printed insert.

**ATA4DL** 297 x 210mm  
**ATA4DP** 210 x 297mm



## Signsystems Arcline Desktop Signs



This stylish desktop sign can be used for both single and double sided display.

Paper inserts are placed between two silicone acrylic panels that sit atop a contemporary satin anodised aluminium extrusion.

All prices include two printed inserts.

**DSSA6P** 148 x 105mm  
**DSSA5P** 210 x 148mm  
**DSSA4L** 297 x 210mm



## Ultimate Flexibility

One of the most noticeable developments in signing in recent years has been the increase in popularity of paper insert systems.

Traditionally if a sign needed updating a replacement part or new sign would have to be ordered from a sign company with the associated cost and delay that this would entail.

By using interchangeable inserts, updates can now be supplied at much shorter notice and at minimum cost.

To maximise this criteria, signsystems have developed a family of sign types which meet the demands of a fast changing environment, whether a lobby directory, desk or door sign.


All the signsystems products have interchangeable sign faces.

We are experts in project management, our fully trained staff will be able to advise on design, location and installation of all your sign requirements, no matter how small or large a project.





Artemis is the most flexible and adaptable sign system on the market and one of the best designed. Available in a wide range of sizes from A6 to A1, the flat face accepts most type of panel whilst the comprehensive range of fixing options includes door, wall, suspended, projecting and free-standing fittings.



Please state the orientation (portrait or landscape) when ordering

code	size(mm)	double or single sided
ATA6	103 x 148	single
ATA5	148 x 210	single
ATA4	210 x 297	single
ATA3	297 x 420	single
ATA2	420 x 594	single
ASSA4	210 x 297	double
ASSA1460	600 x 148	single
ADS1460	600 x 148	double
ASS2175	750 x 210	single
ADS2175	750 x 210	double
ASS29100	1000 x 297	single
ADS2900	1000 x 297	double





Arcline is a slim, elegant sign system which can be installed using a wide range of fixing methods. Inserts are easily interchangeable and are ideally suited to door name plates and office locations.


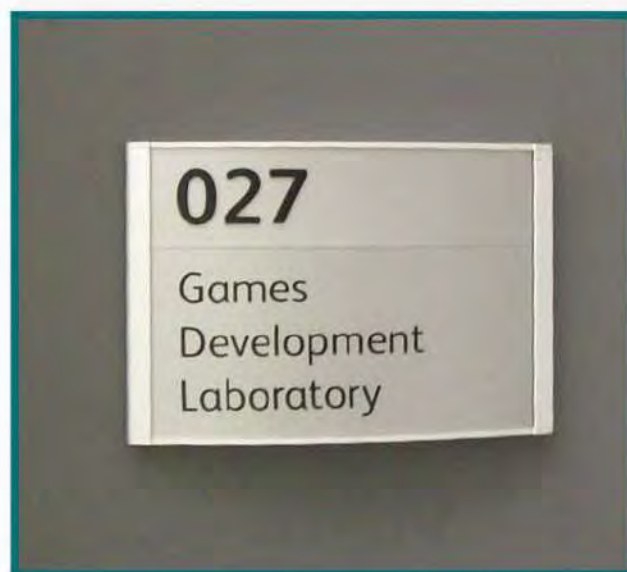
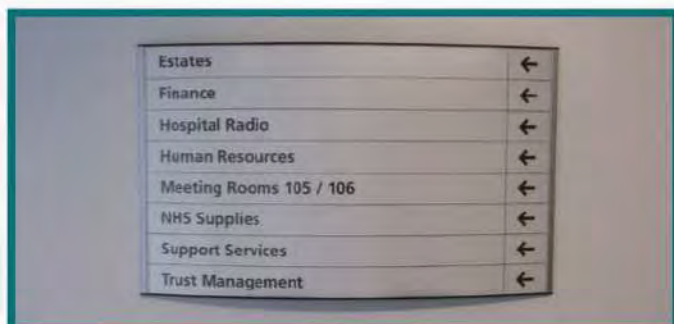


Please state the orientation (portrait or landscape) and if end caps are required when ordering

code	size(mm)
WSA6	105 x 148
WSA5	148 x 210
WSA4	210 x 297
WSA3	297 x 420
DSA5	105 x 148
SS1545	450 x 148




Alphacurve is a satin anodised convex aluminium framing sign system that holds paper or modular panels, which can be easily interchanged. Alphacurve can be single or double sided, wall mounted, free-standing or suspended.



Please state the orientation (portrait or landscape) when ordering

code	size(mm)
ACA6	105 x 148
ACA5	148 x 210
ACA4	210 x 297
ACA3	297 x 420
AC2160	600 x 200





CONTACT  
SALES OFFICE  
FOR  
ALTERNATIVE  
SIZES AND  
FIXINGS



## Signsystems Artemis Display Stands

Available in portrait or landscape, these silver anodised aluminium display stands stand 1200mm high with a 300mm diameter base for stability. The frames come complete with black or silver end-caps and interchangeable paper inserts with anti-glare covers. Please state portrait or landscape when ordering.



ART1 210 x 297  
ART2 297 x 420



ART3 210 x 297  
ART4 297 x 420



ART5 210 x 297  
ART6 297 x 420

## Signsystems Hoff Display



Hoff display is an elegant, easy to use freestanding system for the display of temporary or permanent information in public spaces. Hoff display accepts digital print onto 10mm thick Dibond and other substrates are available. Bespoke options are available.

HO250	1300 x 250mm
HO450	1300 x 450mm
HO650	1600 x 650mm
HO750	1600 x 750mm
HO1000	1600 x 1000mm



This range of exclusive door signs give a professional clean finish to any environment. Available in silver anodised aluminium. We can apply the black text of your choice to both the header and slider sections.



### Artemis Door Sliding Sign

This contemporary anodised aluminium door slider sign has contrasting black lockable end-caps. Accepts an interchangeable paper insert, covered with clear acrylic to give long life. Complete with 'Free / Engaged' slider section.

**ART15** 148 x 280mm



### Arcline Door Sliding Sign

A slimline anodised aluminium door slider with an interchangeable centre section with clear cover. Accepts an interchangeable paper insert. Please advise the text required for both top section and the insert. The slider section reads 'Occupied / Free'

**ARC1** 120 x 120mm

**DS1A Complete Unit** 180 X 75  
Please advise your text choice.

**Header Section**  
(Please advise your text choice.  
Maximum 32 letters)

**Slider Section**  
(Please advise your text choice. Maximum 8 letters per segment)

**DS3A Fixed Title Only** 180 X 45  
Please advise your text choice.  
(Maximum 16 letters per segment)

**DS5A Slider Only** 180 X 30  
Please advise your text choice.  
(Maximum 8 letters per segment)





## Budget Snap Frames

POSTERS  
FROM  
PAGE 113



- 5 sizes
- 25mm profile frame
- Anti-glare front face

code	size(mm)
BWM1	148 x 210 - A5
BWM2	210 x 297 - A4
BWM4	297 x 420 - A3
BWM6	420 x 594 - A2
BWM8	594 x 841 - A1

## Premier Snap Frames



- 8 Sizes
- 32 mm profile frame
- 7 colours
- 1.5mm anti-glare cover

code	size(mm)
WM1	210 x 297 - A4
WM2	297 x 420 - A3
WM3	420 x 594 - A2
WM4	762 x 508
WM5	840 x 594
WM6	1016 x 762 - 40" x 30"
WM7	1189 x 841 - A0
WM8	1524 x 1016 - 60" x 40"

## Locking Snap Frames



- 8 Sizes
- 32 mm profile frame with 1 locking security nut
- 7 colours
- 1.5mm anti-glare cover

code	size(mm)
WML1	210 x 297 - A4
WML2	297 x 420 - A3
WML3	420 x 594 - A2
WML4	762 x 508
WML5	841 x 594 - A1
WML6	1016 x 762 - 40" x 30"
WML7	1189 x 841 - A0
WML8	1524 x 1016 - 60" x 40"



W Pure White



S Silver Anodised



B Black



R Red



G Green



LB Light Blue



UB Ultramarine Blue



## Locking Case & Pavement Signs



W Pure White



S Silver Anodised



B Black



R Red



G Green



LB Light Blue



UB Ultramarine Blue



**WML14** 500 x 760mm  
Snap frame 'A' board  
32mm extruded aluminium frame  
Steel back panel  
Anti-reflective front face  
Locking legs  
Silver anodised



- Extruded frame
- Lockable hinged door
- Suitable for use indoors or outside
- 2mm thick clear face to prevent damage
- Correx back plate
- Also available with steel back plate for post mounting
- Ask our sales team for prices



**WML15** 841 x 1189mm  
**WML15A** 594 x 841mm  
Windmaster  
Double-sided extruded aluminium frame  
Capable of withstanding high winds  
Easy open / close poster change system  
Water fill base with a capacity of 40 litres  
Wheels on base for easy transportation

code	size(mm)
WML9	210 x 297 - A4
WML10	297 x 420 - A3
WML11	420 x 594 - A2
WML12	594 x 841 - A1

**NEW  
BLADE  
SIGN**

These quality manufactured A-boards and swing signs are ready for specially applying your graphics, displaying your poster or messages. All products shown are double sided.



**AS1** blank blade sign 410 x 820mm  
**AS2** with graphics



**AS3** blank white A-board 900 x 520  
**AS4** with graphics



**AS5** Chalkboard  
Chalk area - 500 x 750  
Graphic area - 520 x 150  
**AS6** includes your own logo on header



**AS9** Poster board 500 x 760  
**AS10** includes poster graphics of your design

\* POSTERS NOT INCLUDED






Walter Solbach Metallbau (WSM) have been producing high quality aluminium poster and display cases since the early 1960's.

Built to the most exacting of DIN (Deutsches Institut Fur NormÜng) quality standards, these cases are incredibly well designed and exceptionally durable.

These high quality showcases are available in either post mounted or wall mounted options.



code	viewable are
TN7	655 X 655
TN8	685 X 835
TN9	825 X 1215
TN12	925 X 1865



Solarsign are designed for external use and available in wall mounted, post mounted and free-standing monolith options, they come complete with magnetic or felt backing boards. These solar cases are maintenance free using natural light to store power during the day, then at dusk the case is illuminated by movement giving 24hr visibility.




For further information contact our sales office for pricing and delivery options.



Employing an intelligent energy management system to maximise its on-demand illumination. LED illumination is triggered when low level of ambient light are combined with movement detection. Dual power units (solar and mains power) are also available where constant illumination is required.



#### Header panel profiles



Please state post profile when ordering



Chose from the solarsign colours below





## OPUS Monolith

The OPUS range of external monolith signs are manufactured in two standard sizes and two different designs. It offers a slimline look and can be used as destination or orientation point in a wayfinding scheme or alternatively as a building or departmental identification marker.

Bespoke monoliths can be manufactured to your exact requirements, contact our sales office for more information.



code	size(mm)
OPUS1	800 x 1600
OPUS2	1200 x 2400
OPUS3	800 x 1600
OPUS4	1200 x 2400







OPUS3 and OPUS4 come complete with a locator mounted acrylic panel with reverse printed digital graphics







HSL5 297 x 420 Laminated Paper


HSL4 420 x 594 Laminated Paper

ALUMINIUM SNAP FRAME

BWM6 420 X 594MM

### Health & Safety Law Poster

All employers have a legal obligation to display this poster where all employees have easy access to read it.



NEW DESIGN

### The CDM Construction Regulations

Remains the cornerstone of the continuous improvement of health, safety & welfare on site.

CDM1 700 x 450 (encapsulated)

CDM2 800 x 600 (encapsulated)



### Accident book STAC1 A4 STAC1A A5

All companies with 10 or more employees are now legally obliged to keep an accident book which must be compliant to the 1998 Data Protection Act. This means it must contain the tear out pages that can be stored in a secure location

The accident book allows for accidents to be recorded whilst also being produced on a tear off slip so details can be stored in a secure location.

Contains 50 sheets per book.



### Hot work Policy & Procedures Company Fire Safety STAC3

Use these Hot Work Policy & Procedures to aid & assist employers with Fire & Safety legislation

Contents cover the following:

- Hot work fire safety procedures
- Administration procedures - stages 1 to 4
- Precautions
  - Gas welding & cutting apparatus
  - Electric welding & cutting apparatus
  - Blow lamps & blow torches
  - Bitumen/Tar boilers
  - Grinding wheels & cutting discs
- 30 tear - out Hot Work permits.



### Fire Safety Log Book STAC2

This Fire Precautions Log Book will assist employers with Fire & Safety compliance legislation.

Contents cover the following:

- Frequency of test - summary
- Example records
- Fire warning systems
- Means of escape, fire signage & notices
- Fire safety training
- Emergency lighting template



This vibrant range of posters offer an effective way of reinforcing your safety and environmental messages. Visible to both your work force and to visitors to your site these posters help to inform of the risks associated with workplace safety. Our studio can create bespoke posters tailored to suit your specific site requirements. Contact our sales office for details.

Exposure to the acid tanks left Gareth feeling a bit sore.



**PPE** make sure you use it!

POS67 525 x 775

Richard and Stuart always demonstrated an over-confident approach to their own safety.



**PPE** make sure you use it!

POS68 525 x 775

The new safety goggles Marie had ordered were having a strange effect on the men in the factory.



**PPE** make sure you use it!

POS69 525 x 775

Since forgetting his hearing protection, David had been less "hands on".



**PPE** make sure you use it!

POS70 525 x 775


James always regretted the occasions he didn't wear his hard hat.



**PPE** make sure you use it!

POS72 525 x 775

Raymond considered his safety glasses added to his reputation as a "ladies man".



**PPE** make sure you use it!

POS73 525 x 775

Watching yet another lab assistant melt reminded the Professor of the need for protective equipment.



**PPE** make sure you use it!

POS74 525 x 775

Despite being told it didn't count, Karen refused to remove her 'respirator'.



**PPE** make sure you use it!

POS75 525 x 775






## The Simpson's™ Safety Poster

These unique safety posters allow you to raise the awareness of key safety issues by tapping into the global phenomenon that is The Simpsons™. The Simpsons™ is the number 1 television show in the world, with over 13 billion episodes watched each year across 150 countries. Display these eye catching posters in areas where they will grab attention; employee entrances, near time clocks, corridors or anywhere employees congregate.

Designed to create maximum interest, these direct and dynamic posters are sure to draw attention to your key safety messages. All posters are encapsulated in wipe-clean clear laminate for durability.



S1102 430 x 560



S1104 430 x 560



S1105 430 x 560



S1107 430 x 560




S1111 430 x 560




S1112 430 x 560



S1113 430 x 560



S1114 430 x 560



S1115 430 x 560



S1117 430 x 560



S1124 430 x 560



S1125 430 x 560



S1126 430 x 560



S1127 430 x 560

POSTER  
FRAMES ON  
PAGE 106





This range of posters apply the safety message in a unique and innovative way.

We believe this range is the most complete, informative and eye catching available, easily understood but most importantly acted on.

These posters are encapsulated in tough wipe clean plastic for a longer life. All Making Sense of Safety posters are 600 x 800mm.

These posters are divided into four sections.

- The first section discusses how amazing and irreplaceable each of our senses are.
- The second looks at the various workplace risks associated with that sense.
- The third looks at how best to protect yourself from risk of accidents.
- The fourth covers the first aid procedures should the worst happen.



MSS1 600 x 800  
Ear Protection



MSS2 600 x 800  
Eye Protection



MSS3 600 x 800  
Nose & Throat Protection



MSS4 600 x 800  
Hand Protection



MSS5 600 x 800  
Back Protection



MSS6 600 x 800  
Foot Protection



## What You Should Know Posters



These hard hitting safety posters are designed to curb indifference towards safety procedures.

**Don't let indifference affect your company's safety records. Printed on 1mm rigid plastic for durability.**

All What You Should Know posters on this page are 400 x 600mm.

## WHAT YOU SHOULD KNOW

### PERSONAL PROTECTIVE EQUIPMENT

in situations where risks cannot be controlled by other means, such as systems of work or engineering controls, employers are required to protect their employees from risks to health and safety by providing suitable personal and protective equipment (PPE).

**THE EMPLOYER MUST:**

- Friends Unlike FFC has charges
- Mutual FFC is good keeping order and discipline
- Friends release's touring is the loss of FFC
- Friends with love are up to date, at FFC

PPE PROVIDER **NAME:**

- Be prepared for the work, a short take:
- Be on time and follow the instructions
- Comply with community standards
- Fit properly and (if necessary) adjust it
- Don't wear the perfume of any kind
- Don't wear the public alcohol

**THE EMPLOYEE MUST:**

- Use the PPT spreadsheet.
- Report any tax, deficits or overage to the FPI.
- Take name to correspond with PPT when out to sea.



**WSK1** 400 x 600mm  
Personal Protective  
Equipment

## WHAT YOU SHOULD KNOW NOISE AT WORK REGULATIONS

voluntary damage to hearing can be caused by exposure to high noise levels. The noise at work regulations can be both for employers and employees to reduce the risk of hearing damage to a practical advice level within the workplace. *Ensure you are familiar with the categories of risk and the control measures available.*

[illegible]

**WSK2** 400 x 600mm  
Noise at Work Regulations

## WHAT YOU SHOULD KNOW

### SAFETY SIGNS & THEIR MEANINGS

Recent regulations assign plate responsibility to employers to provide and maintain sufficient safety signs in areas of construction where risks to health & safety exist and to advise if procedures that need to be taken.

<b>PROHIBITION SIGNS (NO ENTRY)</b> A sign prohibiting persons from entering or approaching a certain area or object. E.g. No entry, No smoking, No open flames, No parking, No dogs	
<b>MANDATORY SIGNS (MUST/DO)</b> A sign prescribing a certain action or behaviour. E.g. Wear seat belt, Wear your seat belt, No mobile phone, No mobile	
<b>SAFE CONDITION SIGNS (THE SAFE WAY)</b> A sign indicating a safe condition or behaviour. E.g. Safe exit, Safe exit, Safe exit, Safe exit	
<b>HAZARD SIGNS (CAUTION, WARNING)</b> A sign indicating a hazard or danger. E.g. High voltage, High voltage, High voltage, High voltage	
<b>FIRE SIGNS, FIRE EQUIPMENT</b> A sign indicating the location of fire equipment or a fire hazard. E.g. Fire alarm, Fire alarm, Fire alarm, Fire alarm	
<b>INFORMATION SIGNS (GENERAL INFORMATION)</b> A sign providing general information or guidance. E.g. Exit, Exit, Exit, Exit	

**WSK3** 400 x 600mm  
Safety Signs & Their Meanings

## WHAT YOU SHOULD KNOW

### MANUAL HANDLING REGULATIONS

**ASSESS THE SITUATION:**

### ASSESS THE SITUATION

**CHECK FOR THE FOLLOWING:**

- Reduced flexibility in neck/shoulder/arms/hips

CHECK FOR THE FOLLOWING:

- Potential hazards (e.g. working alone, heavy lifting, etc.)
- Own stability (e.g. period, amount of grip, weight, or period)
- Know your state, avoiding slip or trip hazards
- Know your boundaries: STOP-LINE thing
- Car jacking and not 4-wheelers
- Any job, always determine equipment (e.g. grounded safety line)

### YOUR SAFE GUIDE TO LIFTING:

1. Keep a smile! Limit support. Your feet should be shoulder-width apart.
2. Tighten torso, bending at the hips and knees only. If possible, put one knee in the knee and your arms hang in front of your chest at a right angle.
3. Study it! It's strengthening your hips and knees as you lift. Keep your back straight and don't hunch at your lift.
4. Lead the load as close to your body as you can and lift with your legs, not your back.



**WSK4** 400 x 600mm  
Manual Handling Regulations

## WHAT YOU SHOULD KNOW

Under the 1996 legislation, all parties should know the relevant safety procedures to take if exposed to asbestos, but that is not the case. It is your duty to know the difference.

	<p><b>FLAMMABLE</b></p> <p>Highly flammable or extremely flammable</p>	<p>1) Flammable or extremely flammable liquids and solids</p> <p>2) Gases</p> <p>3) Flammable dusts</p>
	<p><b>CORROSIVE</b></p> <p>May cause severe or irreversible damage to health or the environment</p>	<p>1) Acids</p> <p>2) Alkalies</p> <p>3) Oxidizing agents</p> <p>4) Organic peroxides</p>
	<p><b>TOXIC / VERY TOXIC</b></p> <p>May cause death or serious damage to health or the environment</p>	<p>1) Acute toxicity</p> <p>2) Chronic toxicity</p> <p>3) Carcinogenicity</p> <p>4) Mutagenicity</p> <p>5) Reproductive toxicity</p>
	<p><b>EXPLOSIVE</b></p> <p>May explode or cause severe damage to health or the environment</p>	<p>1) Explosives</p> <p>2) Organic peroxides</p>

**WSK5** 400 x 600mm  
The Control Of Substances  
Hazardous To Health

## WHAT YOU SHOULD KNOW

©2005 The McGraw-Hill Companies, Inc. All rights reserved. Reproduction or translation of this work without written permission from McGraw-Hill Education is prohibited. This work is intended for personal use only. It may not be reproduced, stored in a retrieval system, or transmitted in any form or by any means, electronic, mechanical, photocopying, recording, or by any information storage and retrieval system, without prior written permission from McGraw-Hill Education. For more information, contact McGraw-Hill Education at 1221 Avenue of the Americas, New York, NY 10020-1345, or at [www.mheducation.com](http://www.mheducation.com).

SINTAKSA	
	<p><b>PERINGATAN</b> Peringatan bahaya potensial yang dapat mengakibatkan cedera.</p>
	<p><b>PERINGATAN</b> Peringatan bahaya potensial yang dapat mengakibatkan cedera.</p>
	<p><b>TERANG BERTERANG</b> Peringatan bahaya potensial yang dapat mengakibatkan cedera.</p>
	<p><b>TERANG BERTERANG</b> Peringatan bahaya potensial yang dapat mengakibatkan cedera.</p>
	<p><b>TERANG BERTERANG</b> Peringatan bahaya potensial yang dapat mengakibatkan cedera.</p>
	<p><b>TERANG BERTERANG</b> Peringatan bahaya potensial yang dapat mengakibatkan cedera.</p>
	<p><b>TERANG BERTERANG</b> Peringatan bahaya potensial yang dapat mengakibatkan cedera.</p>
	<p><b>TERANG BERTERANG</b> Peringatan bahaya potensial yang dapat mengakibatkan cedera.</p>
	<p><b>TERANG BERTERANG</b> Peringatan bahaya potensial yang dapat mengakibatkan cedera.</p>

**WSK6** 400 x 600mm  
Dangerous Substances Packing & Labelling

## WHAT YOU SHOULD KNOW

COMPLYING WITH COSHH

TO ALL PERSONNEL



**WSK7** 400 x 600mm  
Complying with COSHH



# NEW POSTER DESIGN

## What You Should Know Posters



WSK7a 400 x 600mm  
Complying with COSHH



WSK20 400 x 600mm



WSK8 400 x 600mm  
Burns & Scalds  
PH239 Class C Photoluminescent  
1mm rigid plastic



WSK10 400 x 600mm  
Emergency Resuscitation  
PH240 Class C Photoluminescent  
1mm rigid plastic



WSK14 400 x 500mm  
Safe Use Of Racking




WSK15 400 x 600mm  
Drug Abuse & The Workplace



WSK16 400 x 600mm  
The Provision & Use of Work  
Equipment Regulations 1998




WSK17 400 x 600mm  
Staying Healthy Using VDU's



The CDM Construction Regulations  
Remains the cornerstone of the continuous  
improvement of health, safety & welfare on site.

CDM1 700 x 450 (encapsulated)  
CDM2 800 x 600 (encapsulated)

# HSL POSTERS ON PAGE 112



Asbestos Awareness Poster  
AA1 594 x 420



## Safety Posters

UPDATED  
DESIGNS

These unique posters will assist in enforcing your safety message and help to inform of the risks associated with workplace safety. Use these posters to inform and educate in the workplace. Encapsulated for durability and are easily wiped clean, use our in-house design service to create your own safety message.



POS1 525 x 775




POS2 525 x 775




POS3 525 x 775



POS4 525 x 775



POS5 525 x 775



POS6 525 x 775



POS7 525 x 775



POS8 525 x 775



POS9 525 x 775



POS10 525 x 775




POS11 525 x 775




POS12 525 x 775



POS13 525 x 775



POS14 525 x 775




POS15 525 x 775




POS16 525 x 775





POS18 525 x 775



POS22 525 x 775



POS26 525 x 775



POS30 525 x 775



POS19 525 x 775



POS23 525 x 775



POS27 525 x 775




POS32 525 x 775



POS20 525 x 775



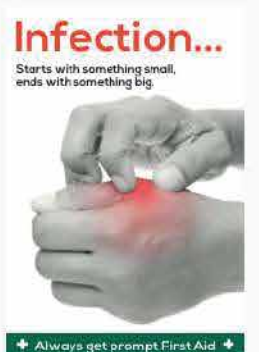
POS24 525 x 775




POS28 525 x 775




POS80 525 x 775



POS21 525 x 775



POS25 525 x 775



POS29 525 x 775



POS81 525 x 775



This range of digitally printed posters demonstrate a variety of safe working procedures commonly found in the workplace. All of these posters can be personalised with the inclusion of company logos or with the inclusion of photographs of your first aiders. For totally bespoke poster options contact our sales office.

## DON'T RISK A FALL USE LADDERS CORRECTLY

### Ladder Safety

How to use ladders or stepladders correctly

**Only use a ladder or stepladder:**

- ① In a safe environment
- ② On a firm level base
- ③ When you have inspected it before use
- ④ Laid at approximately 75° from horizontal
- ⑤ For light work
- ⑥ When you can maintain 3 points of contact (hands or feet)
- ⑦ For a maximum of 30 minutes

**On a ladder or stepladder DO NOT:**

- ① Overload or carry loads on them
- ② Overreach
- ③ Have more than one person on a ladder at any time
- ④ Leave ladders on movable objects or uneven ground
- ⑤ Extend ladders while standing on them
- ⑥ Use the top two steps in either a ladder or stepladder



OPS1 600 x 400

## GET TO KNOW YOUR TOWER CARRY OUT PRE-USE CHECKS

### Scaffold Safety

Your Scaffold tower requirements

Make sure the scaffolding is built in place and in good condition.

The scaffold must be strong enough for the usage purpose.

Never use a scaffold with people, supplies, or equipment.

Erect scaffold with proper access and guard rails.

Secure scaffold correctly where required.

Place the board (load) on the boards correctly.

Use safety harness and lifeline.

Do not climb or stretch out over the guard rails.

Incomplete scaffold must be blocked off or must display the correct safety signage indicating that it must not be used.



OPS3 600 x 400

## PROTECT YOUR HEARING

### Correct Fitting of an Ear Plug

Prolonged exposures to excessive noise can lead to permanent hearing loss

**Roll**

With clean hands roll the ear plug between your thumb and forefinger and keep a firm progressive compression using a back and forth rolling motion. Rolling with a cross-finger technique is correct.

**Insert**

Insert the compressed portion of plug into the ear canal and hold until it expands. For easier fitting, gently pull your ear upwards and backwards. Hold for 30-40 seconds, until the earplug fully expands into your ear canal.

**Proper Fit**

When properly inserted, the outer flange should lie flush at the opening of the ear canal. Any noise intrusion will reduce effectiveness. If properly fitted, the end of the earplug should not be visible to someone looking at you from the front.

**Removal**

Gently rock head while slowly pulling it in outward motion for removal.



OPS2 600 x 400

## PROTECT YOUR HEARING

### Correct Fitting of an Ear Plug

Prolonged exposures to excessive noise can lead to permanent hearing loss

**Roll**

With clean hands hold the ear plug between your thumb and forefinger and keep a firm progressive compression using a back and forth rolling motion. Do this until a cross-finger technique is correct.

**Insert**

Insert the compressed portion of plug into the ear canal and hold until it expands. For easier fitting, gently pull your ear upwards and backwards. Hold for 30-40 seconds, until the earplug fully expands into your ear canal.

**Proper Fit**

When properly inserted, the outer flange should lie flush at the opening of the ear canal. Any noise intrusion will reduce effectiveness. If properly fitted, the end of the earplug should not be visible to someone looking at you from the front.

**Removal**

Gently rock head while slowly pulling it in outward motion for removal.



## DISPLAY SCREENS HANDY TIPS FOR STAYING HEALTHY

### Working with Display Screen Equipment (DSE)

Your workstation requirements

**Screens:**

- Take a break from your screen (shorter frequent breaks are better than longer infrequent ones)
- Arrange your workspace to avoid the glare of lights on screen
- Adjust the brightness and contrast of screen
- Users eyes should be the same height as the top of the screen

**Mouses:**

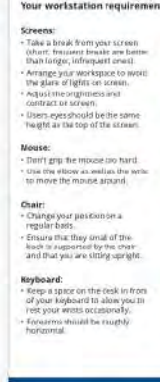
- Don't grip the mouse too hard
- Use the elbow as well as the wrist to move the mouse around

**Chair:**

- Change your position on a regular basis
- Ensure that the top of the back is supported by the chair and that you are sitting upright

**Keyboard:**

- Keep a space on the desk in front of your keyboard to allow you to rest your wrists occasionally
- Forearms should be roughly horizontal



OPS4 600 x 400

## DON'T LOSE TOUCH PROTECT YOUR HANDS

### Hand Protection

**Your requirements**

Use the correct barrier creams, cleansers and after care creams to protect and condition your skin.

Wear suitable gloves for the job required.

Don't wash your hands with solvents or spirits, when washing your hands use the seven steps to wash your hands properly.

**Step 1 - Wet your hands and apply soap.**

**Step 2 - Rub your palms together.**

**Step 3 - Rub the back of each hand.**

**Step 4 - Rub both your hands while interlocking your fingers.**

**Step 5 - Rub the tips and back of your fingers.**

**Step 6 - Rub your thumbs and the ends of your wrists.**

**Step 7 - Rinse both hands properly with water.**

Your hands are one of your most valuable assets so treat them like it.

**THESE TOOLS COME WITH NO SPARE PARTS, LOOK AFTER YOUR HANDS.**



OPS5 600 x 400

## YOUR QUALIFIED FIRST AIDERS

NAME	NAME	NAME
CONTACT INFORMATION	CONTACT INFORMATION	CONTACT INFORMATION
NAME	NAME	NAME
CONTACT INFORMATION	CONTACT INFORMATION	CONTACT INFORMATION

THE ABOVE PEOPLE ARE QUALIFIED FIRST AIDERS & SHOULD BE CONTACTED INSTANTLY.

OPS6 600 x 400

## DON'T RISK A BAD BACK KEEP YOUR BACK STRAIGHT AND LIFT WITH YOUR LEGS

### Safe Handling

Always ensure you have the correct posture when handling or lifting

1. Keep a wide base of support. Your feet should be shoulder width apart.
2. Squat down, bending at the hips and knees only. If needed, put one knee to the floor and your other knee in front of you (ensuring a right angle).
3. Keep good posture. Look straight ahead, and keep your back straight, your chest out, and your shoulders back.
4. Sway lift by straightening your hips and knees (not your back). Keep your back straight and don't twist as you lift.
5. Hold one foot as close to your body as possible, at the level of your belly button.
6. Use your feet to change direction, taking small steps.
7. Lead with your hips as you change direction. Keep your shoulders in line with your hips as you move.
8. Set down your load carefully, squatting with the knees and hips only and keeping your back straight.

**NEVER ATTEMPT TO LIFT ANYTHING YOU BELIEVE TO BE TOO HEAVY OR UNSAFE**



OPS7 600 x 400





NEW  
DESIGN

## Parking Security



RPS1 420 x 297

Car park owners and any contractors operating car parks on their behalf, have responsibility to ensure that car parks are safe to use. Reverse parking has been proven to be safer in busier areas, use our range of reverse car parking signs to ensure you operate a safe parking environment.



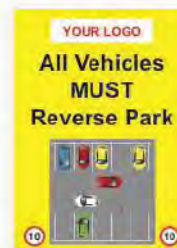
RPS2 420 x 297



RPS3 420 x 297



RPS4 420 x 297



RPS5 297 x 420



RPS6 297 x 420



CT30 600 x 450



CT32 600 x 450



CT34 600 x 450



CT35 600 x 450



WA100A  
300 x 400



WA100B  
300 x 400



WA100C  
300 x 400



WA100D  
300 x 400



SEC2 400 x 300



SEC3 400 x 300



SEC8 400 x 300



SEC10 400 x 300



SEC13 400 x 300



Specifically designed for first aid guidance, these encapsulated posters give critical information for assisting in an emergency situation.

Know your procedures! You could save a life.  
Poster frames available on page 106.



FIP1 590 x 420



FIP3 590 x 420



FIP4 590 x 420



FIP5 590 x 420



FIP6 590 x 420



FIP8 590 x 420



FIP9 590 x 420



FIP13 590 x 420



FIP14 590 x 420



FIP15 590 x 420



FIP16 590 x 420



FIP17 590 x 420





FIP18 590 x 420



FIP19 590 x 420



FIP21 590 x 420



FIP22 590 x 420



FIP23 590 x 420



FIP24 590 x 420




FIP26 590 x 420



FIP28 590 x 420




FIP30 590 x 420



FIP31 590 x 420



FIP32 590 x 420




FIP33 590 x 420



FIP38 590 x 420



FIP40 590 x 420




BWM6 590 x 420





## Barrier Tapes



Ideal for prohibiting access, highlighting hazards, marking off dangers etc. Quick and inexpensive to use.



**PBT1**  
75mm x 250m



**PBT2**  
75mm x 250m



**PBT3**  
75mm x 250m



**PBT4**  
20mm x 25m




**PBT5**  
75mm x 250m



**WBT1**  
75mm x 250m



**WBT2**  
75mm x 250m



**WBT3**  
75mm x 250m

## Security Tapes



**SBT1**  
75mm x 250m



**SBT2**  
75mm x 250m



**SBT3**  
75mm x 250m



**SBT4**  
75mm x 250m

## Underground Tapes



Manufactured from tough polythene, these brightly coloured tapes are clearly visible when excavated and helps to protect the utility line below.



**UNDER1**  
150mm x 365m




**UNDER2**  
150mm x 365m



**UNDER3**  
150mm x 365m



**UNDER4**  
150mm x 365m



**UNDER5**  
150mm x 365m



**UNDER6**  
150mm x 365m



## Adhesive Floor Tapes

Tough, durable internal P.V.C. tape with strong adhesive qualities. Ideal for highlighting hazards / restricting areas, marking floors and creating demarcation lines etc, use with primer (PRIM1 page 90)



**FMT0**  
50mm x 33m



**FMT1** 50mm x 33m  
**FMT1B** 100mm x 33m



**FMT2**  
50mm x 33m



**FMT3**  
50mm x 33m




**FMT4**  
50mm x 33m



**FMT5**  
50mm x 33m



**FMT6** £  
50mm x 33m



**FMT7**  
50mm x 33m

## Photoluminescent Floor Tapes


In the event of a blackout situation these way finding solutions are often the only guidance available. Available in high intensity photoluminescent as an effective alternative to electrical systems.



**PHT1** 40mm x 10m  
**PHT2** 80mm x 10m



**PHT3** 40mm x 10m  
**PHT4** 80mm x 10m



**PHT5** 20mm x 10m  
**PHT6** 40mm x 10m  
**PHT7** 80mm x 10m



**PHT8** 40mm x 10m  
**PHT9** 80mm x 10m



**PHT10** 40mm x 10m  
**PHT11** 80mm x 10m



**PHT12** 40mm x 10m  
**PHT13** 80mm x 10m



**PHT17** 40mm x 10m  
**PHT18** 80mm x 10m



**FLO11F**  
120 x 300  
photoluminescent



**FLO12F**  
120 x 300 yellow self  
adhesive



**PH60** 60mm  
Photoluminescent  
floor marker dots  
8 to a sheet.



**PH61** 75mm  
Photoluminescent  
floor arrows  
12 to a sheet.

## Reflective Tapes



**REF1**  
50mm x 25m  
reflective tape



**REF2**  
50mm x 25m  
reflective tape

## Anti-Slip Tapes

These anti-slip floor tapes provide additional safety in the workplace helping to prevent the risk of slips, trips and falls. Ideal for step and tread edges.



**PHT14** 50mm x 18m  
photoluminescent anti-slip



**PHT15** 50mm x 18m  
yellow anti-slip



**PHT16** 50mm x 18m  
black anti-slip



## Labels on a Roll



Supplied 100 labels on a roll, cost effective and easy to use ideal for large identification schemes to comply with regulations.



**FDR1**  
100 x 100



**FDR2**  
100 x 100



**FDR3**  
100 x 100



**FDR8**  
100 x 100



**FDR9**  
100 x 100



**FDR10**  
100 x 100



**FDR11**  
100 x 100

## Labels On a Roll



**RO1** 50 x 50



**RO2** 50 x 50



**RO3** 50 x 50



**RO4** 50 x 50



**RO5** 50 x 50



**RO6** 50 x 50



**RO7A** 50 x 50



**RO7** 50 x 50



**RO8A** 50 x 50



**RO8** 100 x 50



**RO10** 50 x 50

## Inspection Tapes



**IT1/QUARANTINE**  
75mm x 66mm



**IT1/SCRAP**  
75mm x 66mm



**IT1/REJECTED**  
75mm x 66mm



**IT1/HOLD**  
75mm x 66mm



**WA229T**  
50mm x 33mm



**WA230**  
50mm x 33mm



**WA233**  
50mm x 33mm



**WA234**  
50mm x 33mm



**WA231**  
75 x 150mm  
Self adhesive vinyl  
1mm rigid plastic  
**WA232**  
50 x 25mm  
(250 labels on a roll)



Self adhesive hazard labels supplied in rolls for easy storage, butt cut on the roll for individual use. 100 per roll.  
Ideal for marking hazards and components.



WA160 50 x 20  
WA161 102 x 37



WA162 50 x 20  
WA163 102 x 37



WA164 50 x 20  
WA165 102 x 37



WA166 50 x 20  
WA167 102 x 37



WA168 50 x 20  
WA169 102 x 37



WA170 50 x 20  
WA171 102 x 37



WA172 50 x 20  
WA173 102 x 37



WA174 50 x 20  
WA175 102 x 37



WA176 50 x 20  
WA177 102 x 37



WA178 50 x 20  
WA179 102 x 37



WA180 50 x 20  
WA181 102 x 37



WA182 50 x 20  
WA183 102 x 37



WA184 50 x 20  
WA185 102 x 37



WA186 50 x 20  
WA187 102 x 37



WA188 50 x 20  
WA189 102 x 37



WA190 50 x 20  
WA191 102 x 37



WA192 50 x 20  
WA193 102 x 37



## BS7671:2001 The IEE Wiring Regulations

This warning label should be used for alterations or additions to electrical installations, forewarning that the equipment has been installed with wires to the two versions of BS 7671.



### Warning

This equipment has been installed with wires to the two versions of BS 7671.

Great care should be taken before undertaking extension, alteration or repair that all conductors are correctly identified.

WA257 100 x 75 Self adhesive labels  
Available in packs of:  
10 labels  
50 labels  
100 labels



## Hazchem & Transport Labels

The Hazchem and Transport labels shown on this page are manufactured from self adhesive vinyl supplied in singles.



DA1 100 x 100  
DA2 200 x 200



DA3 100 x 100  
DA4 200 x 200



DA5 100 x 100  
DA6 200 x 200



DA7 100 x 100  
DA8 200 x 200



DA9 100 x 100  
DA10 200 x 200



DA11 100 x 100  
DA12 200 x 200



DA13 100 x 100  
DA14 200 x 200



DA15 100 x 100  
DA16 200 x 200



DA17 100 x 100  
DA18 200 x 200



DA19 100 x 100  
DA20 200 x 200



DA21 100 x 100  
DA22 200 x 200



DA23 100 x 100  
DA24 200 x 200



DA25 100 x 100  
DA26 200 x 200



DA27 100 x 100  
DA28 200 x 200



DA29 100 x 100  
DA30 200 x 200



DA31 100 x 100  
DA32 200 x 200



DA33 100 x 100  
DA34 200 x 200



DA35 100 x 100  
DA36 200 x 200



DA37 100 x 100  
DA38 200 x 200



DA40 100 x 100  
DA41 200 x 200



DA42 100 x 100  
DA43 200 x 200



DA44 100 x 100  
DA45 200 x 200



DA47 100 x 100  
DA48 200 x 200



DA64 100 x 100



DA49 142 x 100  
DA50 350 x 250

## GHS Regulation

The new European Regulation on Classification, Labelling and Packaging came into force in 2009. Re-labelling is to take place in 2 stages. Pure chemicals from the 1st December 2010, Mixed chemicals from the 1st June 2015. The range of self adhesive labels shown below comply to these new regulations.



DA71 45 x 45  
DA89 100 x 100



DA72 45 x 45  
DA94 100 x 100



DA73 45 x 45  
DA91 100 x 100



DA74 45 x 45  
DA97 100 x 100



DA76 45 x 45  
DA92 100 x 100



DA77 45 x 45  
DA98 100 x 100



DA78 45 x 45  
DA93 100 x 100



DA80 45 x 45  
DA99 100 x 100



DA88 45 x 45  
DA90 100 x 100

## IATA

IATA dangerous goods Regulations 2004 states.

Packages may be marked to indicate that the shipper has determined that the package meets air transport requirements. Must be placed adjacent to shipping name and UN number and be of a size that is clearly visible.



DA65 75 dia  
500 per roll



DA39 75 x 100



DA46 75 x 100



DA51 75 x 100



The labels shown below are an (IMDG) requirement on Road, Rail, Tank and Freight vehicles. They allow space for the UN number to be added as required.



DA52 250 x 250



DA53 250 x 250



DA54 250 x 250



DA55 250 x 250



DA56 250 x 250



DA57 250 x 250



DA58 250 x 250



DA59 250 x 250



DA60 250 x 250



DA61 250 x 250



DA62 250 x 250



DA63 250 x 250



## Labels on a Roll

250 self adhesive labels on a roll, perforated on the roll for ease of use.



HZ7 100 X 100



HZ8 100 X 100



HZ9 100 X 100



HZ10 100 X 100



HZ11 100 X 100



HZ12 100 X 100



HZ13A 100 X 100



HZ14 100 X 100



HZ15 100 X 100

## COSHH and Laboratory Tapes

Self adhesive tapes for sealing bags, boxes, containers or marking hazards, each roll 66m in length.



LA1 25mm x 66mm



LA2 25mm x 66mm



LA3 25mm x 66mm



LA4 25mm x 66mm



LA5 25mm x 66mm



LA6 25mm x 66mm



LA7 25mm x 66mm



LA8 25mm x 66mm



LA9 25mm x 66mm



## Pipe Markers

The safety sign and signals regulations require the marking or labelling of pipes and storage areas containing dangerous substances. Areas of high risk include filling points, valves, appliances, drain outlets, vents, sampling points and all situations where employees are likely to become exposed to pipe contents.

pipe contents	basic identification colour 150mm	colour code indication 100mm	basic identification colour 150mm	Symbols
<b>Water</b>				
drinking	Green	Amber Blue	Green	
cooling (primary)	Green	White	Green	
boiler feed	Green	White	Green	
condensate	Green	Emerald Green	Green	
chilled	Green	White	Green	
central heating <100°	Green	Blue	Green	
central heating >100°	Green	Blue	Green	
cold, down service	Green	White	Green	
hot water supply	Green	White	Green	
hydraulic power	Green	Salmon Pink	Green	
sea, river, untreated	Green	Green	Green	
fire extinguishing	Green	Red	Green	
<b>Oils</b>				
diesel fuel	Brown	White	Brown	
furnace fuel	Brown	Brown	Brown	
lubricating	Brown	Emerald Green	Brown	
hydraulic power	Brown	Salmon Pink	Brown	
transformer	Brown	Orange	Brown	
<b>Refrigeration service</b>				
refrigerant 12	Yellow Ochre	Blue	Yellow Ochre	
refrigerant 22	Yellow Ochre	Sea Green	Yellow Ochre	
refrigerant 502	Yellow Ochre	Golden Brown	Yellow Ochre	
anhydrous ammonia	Yellow Ochre	Dark Mauve	Yellow Ochre	
other refrigerants	Yellow Ochre	Emerald Green	Yellow Ochre	
<b>Other suggestions</b>				
natural gas	Yellow Ochre	Primrose	Yellow Ochre	
compressed air		Light Blue		
vacuum	Light Blue	White	Light Blue	
steam		Silver / Grey		
drainage		Black		
electrical conduits and ventilation ducts		Orange		
acid and alkalis		Violet		

## EU Pipe Markers

The markers shown below can be manufactured in any of the colours above to comply to Safety Sign and Signals regulations. Choose colour and text of your choice.



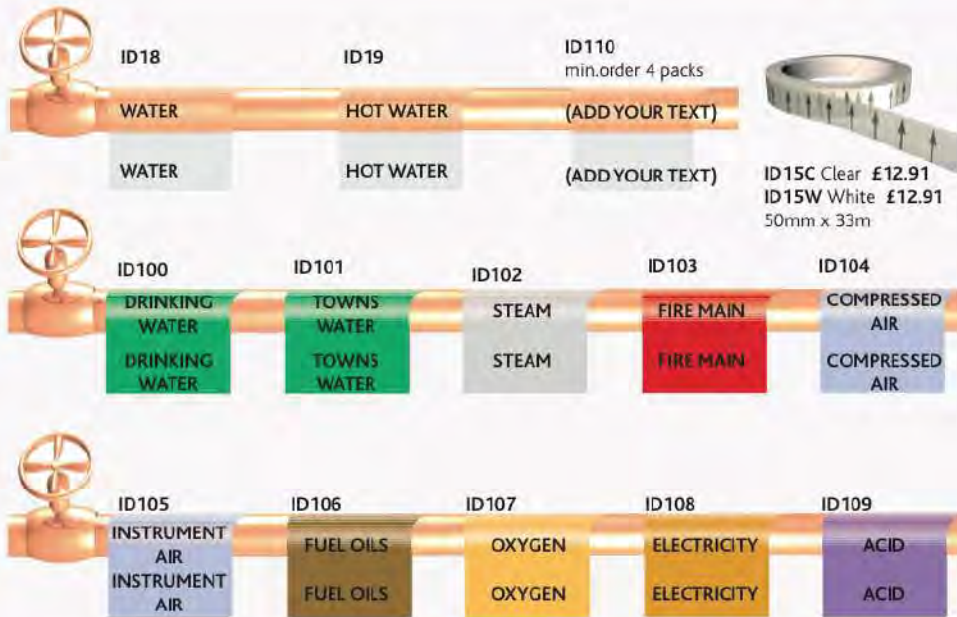
PM1 200 x 26mm (pack of 10)

PM2 284 x 37mm (pack of 5)

PM3 402 x 50mm (pack of 5)




## British Standard Pipe Identification



### Basic Identification Colours



### Safety Reference Colours





## Display Holders

Use these acrylic holders to compliment your own current scheme, as stand alone items, or use in conjunction with the action centres shown on page 61.



**A4DISP**  
To accept 200 x 300



**A5DISP**  
To accept 150 x 200

**A4SS**  
Display holder will accept  
any 200 x 300 self adhesive  
sign.



**A4PDISP**  
To accept  
300 x 200

## Bondings and Fixings



**MAST1**  
Quick and simple to use,  
sign fix mastic will bond  
most dry, clean, grease and  
dust free surfaces without  
the need for mechanical  
fixings.



**GUN1**  
Use with **MAST1**



**PRIM1** (1 litre)  
Ideal for preparing most flat  
surfaces ensuring maximum  
adhesion.  
As supplied with **PRIM2**



**PRIM2**  
(preparation kit)  
Ideal for preparing most flat surfaces  
ensuring maximum adhesion.



**SC10**  
The above clip is ideal as a fixing  
method for temporary correx signs.  
Sign clips sold in packs of 10.  
Use in conjunction with zip ties.



**PP10**  
Pressure pads ideal for interior fixing  
of safety signs to clean, dry surfaces.  
Supplied in strips of 10.



**VH81** (30m per roll)  
High technology adhesive  
foam tape. Aggressive grip to  
flat, dry, clean areas.



**NT2**  
380mm x 7.6mm  
Zip-Ties sold in packs of 10.

## Aisle Tiles

These self adhesive aisle  
tiles are ideal for use in  
warehouses, stores and any  
other applications where  
clear location marking may  
be required.



**AT1**  
6 x 9.5mm (1/4" x 3/8")  
168 per sheet  
Minimum order 10 sheets.  
available 0-9 and A-Z.



**AT2**  
14 x 19mm (9/16" x 3/4")  
36 per sheet  
Minimum order 10 sheets.  
available 0-9 and A-Z.



**AT3**  
21 x 38mm (7/8" x 1 1/2")  
12 per sheet  
Minimum order 10 sheets.  
available 0-9 and A-Z.



**AT4**  
21 x 56mm (7/8" x 2 1/4")  
12 per sheet  
Minimum order 10 sheets.  
available 0-9 and A-Z.



**AG1**  
Graffiti remover  
This highly ver-  
satile Thixotropic  
gel clings to any  
surface and can  
be used to rid  
surfaces of felt  
tip, ball point ink  
& most paints  
and crayons.



**AG2**  
Label remover  
This formulation  
is used for quick  
and efficient  
removal of self  
adhesive labels,  
stickers, etc, from  
a variety of  
surfaces, leaving  
no adhesive  
residue.



**AG3**  
Degreaser  
The powerful  
degreasing solvents  
in censolve ensure  
the quick and easy  
removal of grease,  
oil and  
contaminants. Non  
conductive,  
evaporates quickly  
leaving no residue.

## Cleaners and De-Greasers





**CH1**  
per metre  
Brass link  
chain



**CH4**  
per metre  
zinc plated  
link chain



**CH2**  
packs of 10  
Brass link  
hook



**CH5**  
packs of 10  
zinc plated  
link hook



**CH3**  
per metre  
Brass ball  
chain



**CH6**  
per metre  
zinc plated  
ball chain



**CH7**  
(brass) Ball chain  
connector  
pack of 10



**CH8**  
(zinc coated)  
Ball chain connector  
pack of 10

## Ceiling, Window and Wall Fixings



**SKY 3A**  
(packs of 10)  
Adhesive backed ceiling hooks  
for bonding to clean, grease  
and dust free ceiling areas.



**SPRING1**  
(in pairs)  
Versatile spring clips which  
accommodate drops from  
300mm to 1m.



**SKY1** (4" in pairs)  
**SKY2** (8" in pairs)  
Use to hang the suspended  
frames shown above.



**CEI 1A**  
(in pairs)  
Strong field ceiling magnets will  
attach to false ceiling support  
frames.



**SLIDE1**  
(packs of 10)  
Plastic slides clip onto false  
ceiling support frames.



**WS1**  
(packs of 10)  
Clear suckers for fixing posters  
to any smooth surface such  
as tiles or glass.



**LOC10**  
(Pack of 4)  
25mm Chrome locators.



**LOC12**  
(pack of 4)  
Budget locators.



**SUS10**  
Suspension Kit complete  
with 2m cable. Accepts up to  
7mm material thickness.



**PROJ3**  
For projecting our suspension  
frames. Stiff spring action allows for  
unwanted interference (Supplied  
in pairs)



**SEC22** (Pack of 4)  
**SEC23** (Pack of 100)  
Anti tamper screws.



**SEC26**  
Security screw drill bit.



**SEC30** (Pack of 4)  
**SEC100** (Pack of 100)  
White poly top screws.



**PROJ22**  
(Singles)  
Side projecting clamps.



## Traffic Signs

The safety signs and signals regulations state that external traffic routes between buildings must be marked. In addition routes shared between vehicular traffic and pedestrians should be adequately segregated and signed. As of 1st January 2006 the revised class designations will be as follows: Under BSEN12899-1 2001 Class 1 becomes Class Ref 2 and Class 2 becomes Class Ref 1. Our range of traffic signs are available in 3mm aluminium with a Class 1 Ref BSEN 12899-1:2001 reflective face.



TR1 600 dia.



TR2 600 dia.



TR3 600 dia.



TR4 600 dia.



TR5 600 dia.



TR6 600 dia.  
Add text of your choice



TR7 450 dia.  
TR8 600 dia.



TR9 450 dia.  
TR10 600 dia.



TR11 450 dia.  
TR12 600 dia.



TR13 450 dia.  
TR14 600 dia.



TR38 450 dia.  
TR39 600 dia.



TR22 600 tri.



TR16A 450 dia.  
TR16 600 dia.



TR44 600 dia.



TR45 600 dia.



TR47 600 dia.



TR49 600 dia.  
Add text of your choice



TR15 750 oct.  
TR15A 600 oct.



TR17 600 tri.



TR18 600 tri.  
Add text of your height



TR19 600 tri.



TR20 600 tri.



TR21 600 tri.



TR65 600 tri.



TR67 600 tri.



TR70 600 tri.



TR71 600 tri.



TR79 600 tri.



TR80 600 tri.



TR81 600 tri.



TR32 600 dia.



TR33 600 dia.



TR34 600 dia.



TR52 450 dia.  
TR53 600 dia.



TR54 450 dia.  
TR55 600 dia.



TR56 450 dia.  
TR57 600 dia.  
TR58 450 dia.  
TR59 600 dia.



These 3mm aluminium signs are available with or without channel for post or fence fixing, please state at time of ordering. Post fixing clips on page 142.



TR1003  
450 x 900



TR1004  
450 x 900



TR1005  
450 x 900



TR1000  
450 x 600



TR1001  
450 x 600



TR1002  
450 x 600

## NEW RANGE

### Reverse Parking Signs



RPS1 420 x 297

Car park owners and any contractors operating car parks on their behalf, have responsibility to ensure that car parks are safe to use. Reverse parking has been proven to be safer in busier areas, use our range of reverse car parking signs to ensure you operate a safe parking environment. Contact our sales office for pricing.



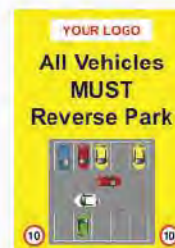
RPS2 420 x 297



RPS3 420 x 297



RPS4 420 x 297



RPS5 297 x 420



RPS6 297 x 420

### Non Reflective Traffic Signs



GE53  
150 x 200



GE56  
150 x 200



GE50A  
400 x 600



GE50  
400 x 600



GE50B  
400 x 600

This range of non-reflective traffic signs are available in both self adhesive vinyl and 1mm rigid plastic.



GE47  
300 x 300



GE48  
300 x 300



GE49  
300 x 300



GE120  
600 x 450



GE121  
600 x 450



## Parking and Site Management

All our road traffic signs are available in both Class Ref 2 and Class Ref 1 reflective face which comply to BSEN12899-1 2001. Prices on this page are for Class Ref 1 product. Class Ref 1 are suitable for all locations excluding Motorways and major roadways. Contact our sales office for prices on Class Ref 2 products. All materials used in the manufacture of our road signs comply to BSEN 12899-1:2007



TR23 600 x 450  
TR23C 600 x 450



TR24 600 x 450  
TR24C 600 x 450



TR25 600 x 450  
TR25C 600 x 450



TR26 600 x 450  
TR26C 600 x 450



TR27 600 x 450  
TR27C 600 x 450



TR28 600 x 450  
TR28C 600 x 450



TR30 600 x 450  
TR30C 600 x 450



TR31 600 x 450  
TR31C 600 x 450



TR29 450 x 450  
TR29C 450 x 450



TR59A 600 x 450  
TR59AC 600 x 450



TR105 480 x 480  
TR105C 480 x 480



TR106 700 x 800  
TR106C 700 x 800



TR111 300 x 450  
TR111C 300 x 450



TR35 600 x 450  
TR35C 600 x 450



TR115 600 x 450  
TR115C 600 x 450



TR116 600 x 450  
TR116C 600 x 450



TR117 600 x 450  
TR117C 600 x 450



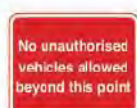
TR118 600 x 450  
TR118C 600 x 450



TR119 600 x 450  
TR119C 600 x 450



TR120 600 x 450  
TR120C 600 x 450



TR121 600 x 450  
TR121C 600 x 450



TR122 600 x 450  
TR122C 600 x 450




TR123 600 x 450  
TR123C 600 x 450



TR126 600 x 450  
TR126C 600 x 450



TR127 600 x 450  
TR127C 600 x 450



TR144 500 x 1070  
TR144C 500 x 1070



TR145 525 x 855  
TR145C 525 x 855



TR62 250 x 125  
TR62C 250 x 125



TR63 250 x 180  
TR63C 250 x 180



TR64 250 x 180  
TR64C 250 x 180




TR60 320 x 250  
TR60C 320 x 250




TR61 300 x 160  
TR61C 300 x 160



TR143 360 x 155  
TR143C 360 x 155



TR146 365 x 190  
TR146C 365 x 190



TR147 365 x 190  
TR147C 365 x 190



TR148 365 x 190  
TR148C 365 x 190



TR36 1200 x 400  
TR36C 1200 x 400



TR37 1200 x 400  
TR37C 1200 x 400

## Non Reflective Traffic Signs



**Car Park**

TR177 300 x 450  
TR177C 300 x 450



**Visitors Parking**

TR179 300 x 450  
TR179C 300 x 450



**All drivers must reverse into parking bays**

TR180 300 x 450  
TR180C 300 x 450



**All drivers must reverse into parking bays and report to reception**

TR183 300 x 450  
TR183C 300 x 450



**Pedestrian walkway**

TR188 300 x 450  
TR188C 300 x 450



**Resident permit holders only**

TR189 300 x 450  
TR189C 300 x 450



TR112 300 x 450  
TR112C 300 x 450



BS873 Class 2 reflective Temporary Traffic signs. Manufactured from 1mm reflective aluminium. Available with or without stanchion frames.



ZT1 600 x 450



ZT2 600 x 450



ZT3 600 x 450



ZT4 600 x 450



ZT5 600 x 450



ZT6 600 x 450



ZT7 600 x 450



ZT8 600 x 450



ZT9 600 x 450



ZT13 600 x 450



ZT14 600 x 450



ZT35 600 x 450



ZT36 600 x 450



ZT37 600 x 450



ZT38 600 x 450



ZT39 600 x 450



ZT40 600 x 450



ZT41 600 x 450



ZT42 600 x 450



ZT43 600 x 450



ZT10 600 tri.



ZT11 600 tri.



ZT12A 600 tri (left)  
ZT12B 600 tri (right)  
ZT12C 600 tri (both)



ZT15 600 x 600  
ZT16 600 x 600

## Stanchions



ST2 Single sided

ST2 600 x 450 Single sided  
ST3 600 x 450 Double sided



ST5 Single sided

ST5 600 Tri



ST6 Single sided

ST6 600 x 600 Square



ST7 Single sided

ST7 1050 x 750 Single sided



## Roll Up Traffic Signs

These easy to erect, lightweight reflective temporary road signs are constructed from reinforced PVC. They meet BSEN 1899-1 2001 regulations. Easily folded for storage. Available with supplementary plates. Should the need arise, we can manufacture bespoke signs on either a triangular or square blank.



TT1 600mm  
TT2 750mm



TT3 600mm  
TT4 750mm



TT5 600mm  
TT6 750mm



TT8 600mm  
TT9 750mm



TT11 600mm  
TT12 750mm



TT13 600mm  
TT14 750mm



TT15 600mm  
TT16 750mm



TT19 600mm  
TT20 750mm



TT21 600mm  
TT22 750mm



TT23 600mm  
TT24 750mm



TT29 600 x 600  
TT30 750 x 750



TT31 600 x 600  
TT32 750 x 750



TT41 600mm  
TT45 750mm



TT40 1050 x 750



BLANK  
FOR  
YOUR  
DESIGN

Use these blank traffic signs to enforce your own personal site management policies. Available on 3mm aluminium with or without channel. For post fixing see page 142



BTS1 600 dia.



BTS2 600 x 450



BTS3 600 high




BTS4 600 x 450



BTS5 600 x 450

## Temporary Traffic



ZT17 600 x 450  
(add your own text)



ZT44 600 x 450  
(add your own text)



ZT45 600 x 450  
(add your own text)



ZT50 1050 x 750  
(add your own text)



ZT51 1050 x 750  
(add your own text)



ZT18 600 tri  
(add your own text)

## Stanchions



ST2 Single sided

ST2 600 x 450 Single sided  
ST3 600 x 450 Double sided



ST5 Single sided

ST5 600 Tri



ST6 Single sided

ST6 600 x 600 Square



ST7 Single sided

ST7 1050 x 750 Single sided



## Vehicle Warning



Transport products available as 1mm aluminium or self adhesive vinyl, class 1 reflective.



600 tri  
TRA12S self adhesive vinyl  
TRA12R 1mm aluminium



520 x 250  
TRA15S self adhesive vinyl  
TRA15R 1mm aluminium



TRA16 200 x 200  
TRA17 400 x 400  
Self adhesive, printed in reverse for easy application to inside of windscreen.

## LONG VEHICLE

TRA8S 1260 x 220  
self adhesive vinyl

TRA8R 1260 x 220  
1mm aluminium



TRA9S 1400 x 140  
self adhesive vinyl

TRA9R 1400 x 140  
1mm aluminium



TRA10S 700 x 140  
self adhesive vinyl (supplied in pairs)

TRA10R 700 x 140  
1mm aluminium (supplied in pairs)

## Highway Maintenance

WA75A 600 x 100  
self adhesive vinyl  
1mm rigid plastic

## Motorway Maintenance

WA75B 600 x 100  
self adhesive vinyl  
1mm rigid plastic

## UN Placards

The labels shown opposite are an (IMDG) requirement on Road, Rail, Tank and Freight vehicles. They allow space for the UN number to be added as required. (Numbers supplied at additional cost).



DA52  
250 x 250



DA53  
250 x 250



DA54  
250 x 250



DA55  
250 x 250



DA56  
250 x 250



DA57  
250 x 250



DA58  
250 x 250



DA59  
250 x 250



DA60  
250 x 250



DA61  
250 x 250



DA62  
250 x 250



DA63  
250 x 250

## Hazchem Panels

Hazchem panels are available in two materials, 1mm aluminium and self adhesive vinyl. Choose the panel of your choice and we will manufacture complete with your specific UN. number, hazard diamond, code and telephone number.



HZ1S 700 x 400  
HZ1R 700 x 400  
supplied with or without frame holder



HZ4 500 x 300  
1mm aluminium  
self adhesive vinyl



HZ1A  
700 x 400  
Frame holder



HZ2S 700 x 400  
HZ2R 700 x 400  
supplied with or without frame holder



HZ5 600 x 200  
1mm aluminium  
self adhesive vinyl



HZ3S 400 x 300  
HZ3R 400 x 300  
supplied with or without frame holder



HZ3A  
400 x 300  
Frame holder



HZ6 600 x 200  
1mm aluminium  
self adhesive vinyl



A selection of our most popular neighbourhood signs, all produced in 3mm aluminium. Available in either plate only for wall fixing or complete with two rows of channel for post mounting. Also available in foamex, please contact the sales office for prices.



NW1 300 x 400  
NW1C 300 x 400



NW2 300 x 400  
NW2C 300 x 400



NW3 300 x 400  
NW3C 300 x 400



WA100E 450 dia  
WA100EC 450 dia



WA240 600 x 450  
WA240C 600 x 450



PR158 600 x 450  
PR158C 600 x 450



PR160 600 x 450  
PR160C 600 x 450



TR149 600 x 450  
TR149C 600 x 450



TR60A 320 x 250  
TR60AC 320 x 250



TR118 600 x 450  
TR118C 600 x 450



TR142 600 x 450  
TR142C 600 x 450



TR186 600 x 450  
TR186C 600 x 450



TR188B 600 x 450  
TR188BC 600 x 450



TR189BA 600 x 450  
TR189BC 600 x 450



## Cantilever Signs



We can manufacture these double-sided cantilever signs to your own requirements, supplying fittings to suit any diameter posts.

They can be produced using standard print, self adhesive vinyl or Class Ref 1 and 2 Reflective.

Please contact our Sales Office for further information.

## Lollipop Stop / Go



TR170 600 dia stop/ go lollipop

All our road traffic signs are available in both Class Ref 2 and Class Ref 1 reflective face which comply to BSEN12899-1 2001. Prices on this page are for Class Ref 1 product. Class Ref 1 are suitable for all locations excluding Motorways and major roadways. Contact our sales office for prices on Class Ref 2 products.



CONTACT  
OUR  
SALES TEAM  
FOR OTHER  
POST COLOUR  
OPTIONS



Choosing the right fixing method is all important when choosing your signage requirements. From post mounted, to projecting signs or surface fixed to frame surround each option adds a different dimension to the finished scheme. Using the latest fabrication technology all types of fixing solutions can be undertaken to meet your exact requirements.

### CAP1

Endcaps add a finishing touch to posts supplied separately.

### POST1

76mm Traffic Post x 1.5 metre Grey, plastic coated steel for ultimate durability and good looks

### POST2

76mm Traffic Post x 3 metre

### POST 3

76mm Traffic Post x 3.6 metre

### POST2.5

76mm Traffic Post x 2.5 metre

### POST5

76mm Stainless Effect Post x 1.5 metre Adds a premier look to your external posts

### POST6

76mm Stainless Effect Post x 3.0 metre

### POST7

76mm Stainless Effect Post x 3.5 metre

Recommended depth of 400mm to be sunk into ground for POST1 or 600mm for POST 2 + 3.

### BASE P1

Base plates for use in conjunction with traffic posts supplied separately.

### Standard Post Clips 50mm



#### CLIPS1

2" clips supplied in pairs. Suitable for scaffold poles or existing railings and barriers.

### Back to back clips



#### CLIPS2

Used in conjunction with 76mm posts when connecting two signs back to back.

### Standard Post Clips 76mm



#### CLIPS3

3" clips supplied in pairs. Suitable for scaffold poles or existing railings and barriers.



#### CA1

Channel Adaptors supplied in pairs Allow sign to be fixed to any post / railing regardless of diameter, used in conjunction with steel banding.



#### BB1 Banding buckles per 100.

#### BB2 Banding tool.

Ensures a permanent fix for steel banding. Buckles are supplied in boxes of 100. The banding tool is used for fixing signs in conjunction with channel adaptors and banding.



#### BB3

100' x 13mm roll steel banding for use in conjunction with channel adaptor will accommodate any non standard support.



#### STRAP1 (pair)

#### STRAP2 (pack of 10)

Steel buckle straps will strap onto posts up to 150mm diameter. Easy tighten operation ideal when a full roll of banding is not required.



#### STRAP4 (600mm)

Screw banding will strap to oversized posts and tightens using a screw driver. Sold in pairs





Low index traffic and caution cones, ideal for hazard avoidance and for warning of potential dangers.



**CO1 460mm**  
Ensure traffic hazards are noticed through using these temporary Hi-visibility traffic cones.



**CO2 495mm**  
Help prevent slips, trips and falls by warning of potential hazards with these, easily stored, cleaning cones.



**CO2A 495mm**  
Help prevent slips, trips and falls by warning of potential hazards with these, easily stored, cleaning cones.



**CO14 750mm**  
This 750mm high reflective cone collapses to just 60mm high yet will remain stable in the most windy of conditions and only weighs 4Kg so will store and can be carried with ease.



**CO2B 510mm**  
High-visibility No parking cones.



**CO1A with text 510mm**  
Plain cone to accept factory applied message of your choice on each of the 3 sides  
**CO1B blank 510mm**



**BCP3 750mm**  
This cone is made to accept a cone converter, which allows planks to be inserted to form a barrier system.

## Cone Sign



**PCS1 600mm x 400mm**  
(Sign Only)  
**PCS2 600mm x 400mm**  
Complete with 750mm cone



**MIR1 620mm**  
**MIR1A 450mm**  
**MIR2 620mm Polycarbonate**  
**MIR2A 450mm Polycarbonate**  
**MIR3 450mm Extension arm**



**MIR4 830 x 550mm Acrylic**  
Request as post or wall fix on all mirrors

## Mirrors





### Lightweight Rubber Cable Protectors

External cable protectors ideal for the protection of permanent or temporary cables on site.

- 3 division cable protector
- Suitable for foot or road traffic
- Time saver 'snap in' of the top cable
- 20mm diameter top hole
- Supplied in 10m rolls or 1m lengths
- Unique 'anti crush' simple to use product

RCP1 10 metre roll  
RCP2 1 metre section



### Heavy Duty Cable Protector

This instant cable protection is ideal for construction sites and outdoor events. The hinged lid allows for cables to be inserted once the ramp is in position. The robust design withstands HGV traffic. Can be laid as a permanent or temporary solution. Fixing bolts are provided.

With three channels (each 55mm x 65mm) a variety of cables can be accommodated.

RCP3 1000 x 600mm sections







## 10mph Rubber Speed Ramps

A tough and economic ramp system manufactured from recycled thermoplastic. 50mm high by 500mm wide sold in pairs (one black, one yellow) each pair forms 1 metre in length. Each pair comes complete with sufficient fixings.

- Tough and durable
- 10 mph control rating
- CATS EYES fitted as standard
- Any length of ramp can be formed
- Quickly installed and re-locatable
- Fixing bolts included with all ramp sections (specify type of ground)
- Two end sections can also make a circular speed bump



### ECORAMP3

Each section 175mm wide.  
Sold in pairs (1 Yellow and 1 Black)

### ECORAMP4

Each section 500mm long.  
Sold in pairs (1 Yellow and 1 Black)

## 5mph Rubber Speed Ramps

A tough and economic ramp system manufactured from recycled thermoplastic. 50mm high by 500mm wide sold in pairs (one black, one yellow) each pair forms 1 metre in length. Each pair comes complete with sufficient fixings.

- Tough and durable
- 5 mph control rating
- CATS EYES fitted as standard
- Any length of ramp can be formed
- Quickly installed and re-locatable
- Fixing bolts included with all ramp sections (specify type of round)
- Two end sections can also make a circular speed bump



### RAMP5(pair)

Each section 400mm long.  
Sold in pairs (1 Yellow and 1 Black)

### RAMPEND5 (pair)

Each section 200mm wide.  
Sold in pairs (1 Yellow and 1 Black)

### RAMP5A (pair)

Each section 500mm long.  
Sold in pairs (1 Yellow and 1 Black)







### Post Protectors

These heavy-duty, highly visible protectors are an ideal way to safeguard against accidental damage.

Supplied pre-drilled in pairs, complete with fixing bolts.  
Can be used internally or externally.  
800 x 100mm

**WL14**



### Kerb Ramp

This tough rubber-moulded kerb ramp has a rise height of 100mm. (suits most kerbs).

Capable of all weights of vehicle.  
490 x 305mm

**KR100 (pack of two)**



### Parking Block

This moulded rubber parking block controls the position of parked vehicles.

It can be used individually, or aligned in longer runs.

Each block is half yellow and half black, and is 500 x 160mm.  
Fixing bolts included.

**PK100**



### Verge Posts

Highly reflective verge posts, ideal for restricting access, marking obstructions and direction of traffic.  
1100mm high comes complete with a 360mm ground spike.

**VER1 (sold in pairs)**



- A**
- A Boards 107
  - Accident Book 112
  - Action Centres 15, 61
  - Aisle Markers 59, 90, 132
  - Anti Slip Floor Tape 125
  - Asbestos Tape 126
  - Assembly Point Signs 12
  - Artemis 100
  - Alphacurve 102 - 103
  - Arcline 101
- B**
- Barrier Tapes 124
  - Bins 55
  - Bondings and Fixings 90, 132
  - Braille Signs 7, 50 - 51
  - British Standard Fire Exits 4
  - Budget Safety Signs 69 - 75
- C**
- Cable Protectors (Road) 144
  - Catering Signs 31
  - Cantilever Signs 141
  - CCTV Signs 43, 121
  - CDM Poster 112, 117
  - Ceiling Fixings 91, 133
  - Cigarette Bin 2, 33
  - Cleaners and Degreasers 90, 132
  - Chains and Hooks 91, 133
  - Cleaning Stands 93
  - Clearview Signs 7, 96 - 97
  - Collapsible Cones 143
  - Cones 143
  - Construction Signs 67 - 77
  - Contravision 52
  - COSHH Centres 15, 61
  - COSHH and Laboratory Tapes 129
  - COSHH Posters 117
  - Crime Deterrent Posters 121
  - Custom Made 84 - 89
  - Cycle Signs 141
- D**
- Design Your Sign 61, 84 - 89
  - Dementia Signs 65
  - Desktop Signs 98
  - Display Holders 90, 132
  - Display Stands 104
  - Double Sided Hanging Signs 6, 20
  - Duralite Tuff Signs 70 - 71
- E**
- 105
  - Easy Change Door Signs 10 - 11
  - Emergency Lighting 55
  - Eurobins 108 - 109
  - External Showcases
- F**
- Fire Action Notices 16 - 17
  - Fire Door Signs 22 - 23
  - Fire Equipment Signs 18, 20
  - Fire Exit Signs 4 - 9
  - Fire Extinguisher Boards 19
  - Fire Extinguisher Signs 19
  - Fire Log Book 18, 112
  - Fire Projecting Signs 20
  - First Aid Centre 19, 61
  - First Aid Posters 122 - 123
  - First Aid Signs 14
  - Fixings 3, 91, 132
  - Floor Marking Tape 125
  - Floor Signs 58
  - Frames (Suspended / Projecting) 6, 17
  - Frames (Temporary Road Traffic) 137, 139
- G**
- General Information Signs 60 - 61, 76
  - Gender Neutral Signs 61, 97
  - GHS Labels 128
  - Glass Awareness Signs 97
- H**
- Hazard Labels 127
  - Hazard Signs 38 - 42
  - Hazchem Panels 140
  - Hazchem & Transport Labels 128, 140
  - Health & Safety Law Poster 112
  - Hotwork Policy & Procedures 112
  - HTM 65 Signs 5
  - Hygiene Signs 30 - 31
- I**
- IATA Dangerous Goods Labels 128
  - Illuminated Signs 10 - 11
  - Information Centres 15, 61
  - Infodoor Signs 94
  - Inspection Tapes 126
  - Interchangeable Signs 99 - 105
  - IRR 99 49
- L**
- Labels on a Roll 6, 20, 23, 124 - 129
  - Locking Poster Frames 106 - 107
  - Lollipop (Stop/ Go) 141
- M**
- Making Sense of Safety 115
  - Mandatory Signs 24 - 29
  - Mirrors 143
  - Modular Grid Signs 82 - 83
  - Multi-Purpose Signs 46 - 48
- N**
- Neighbourhood Signs 141
  - No Smoking Signs 32 - 33
  - Non Reflective Traffic Signs 61, 135 - 136
- O**
- One Point Safety Posters 120
  - OPUS Monolith 110 - 111
- P**
- Parking Management 146
  - Parking Posts 142
  - Parking Security 121
  - Parking & Site Management Signs 136
  - Patient Dignity Signs 66
  - Pavement Cone Signs 54, 75, 143
  - Photolum Floor Marking Tapes 9, 125
  - Photolum Signs 8 - 9, 14, 17, 19, 23, 27, 78 - 81
  - Pipe ID Tapes and Labels 130 - 131
  - Post, Chains & Frames 92
  - Posters 112 - 123
  - Poster Frames 106 - 107
  - Posts and Fixings 142
  - Prestige Signs 5, 21, 23, 95
  - Prohibition Signs 34 - 36
  - Projecting Signs 5, 13, 20
- Q**
- Quality Control Labels 64
  - Quality Signs 59, 62
  - Quality Tye Tags 63
- R**
- Recycling Signs 54 - 57
  - Refuge Guidance Signs 6
  - Reverse Parking Signs 121, 135
  - Road Speed Ramps 145
  - Roll Up Road Signs 138
- S**
- Safe Condition Signs 12
  - Safety Labels 25, 31, 53
  - Safety Posters 15, 113 - 120
  - Scaffold / Skip Signs 73
  - Security Tapes 124
  - Site Information Boards 77
  - Site Safety Banners 72
  - Site Safety Signs 67 - 77
  - Simplicity Signs 95
  - Simpsons Posters 114
  - Smoking and Vaping 13
  - Smoking Regulations 32 - 33
  - Socket Labels 37, 62
  - Solar Signs 109
  - Speed Ramps 145
  - Stanchions 137, 139
  - Statutory Posters 112
- T**
- Tapes and Labels 124 - 131
  - Temporary Traffic Signs 137
  - Test Labels 64
  - Traffic Signs 134 - 139
  - Trays 89
  - Tuif Signs 70 - 71
  - Tye Tags 37, 63
- U**
- Underground Tapes 124
  - UN Placards 129
- V**
- Vehicle Hazard Signs 140
- W**
- Warehouse ID 59
  - Water Safety 44 - 45
  - What You Should Know Posters 116 - 117
  - Wrap Signs 55 - 57
  - WSM Showcase 108



# HARDY SIGNS.

TRANSFORMING  
THE UK **SINCE 1993**

Call **01283 569102** • **[hardysigns.co.uk](http://hardysigns.co.uk)**

